

2023 BLAINE COUNTY ASSESSOR'S OFFICE REPORT TO THE EXCISE BOARD

07/27/2023

City/Village								
DISTRICT	DESCRIPTION	PERSONAL PROPERTY	REAL PROPERTY	PUBLIC SERVICE	TOTAL VALUATION	HOMESTEAD EXEMPTIONS	OTHER EXEMPTIONS	NET VALUATION
T01	9-C-Okeene	4,291,427	5,312,310	549,289	10,153,026	211,252	50,842	9,890,932
T02	80-AG-Greenfield	98,902	304,413	50,233	453,548	21,000	4,973	427,575
T03	42-C-Watonga	4,148,648	15,285,889	1,020,048	20,454,585	478,383	93,904	19,882,298
T04	105-AL-Longdale	140,569	693,538	54,996	889,103	40,944	14,190	833,969
T05	80-C-Geary	345,685	2,093,165	266,502	2,705,352	157,319	2,846	2,545,187
T07	105-C-Canton	407,149	1,835,555	504,719	2,747,423	95,569	5,866	2,645,988
T08	J1-C-Hydro	5,259	1,683,892	67,362	1,756,513	63,000	16,888	1,676,625
T09	9-AH-Hitchcock	253,990	140,032	22,441	416,463	15,867	0	400,596
T10	42-AH-Hichcock	33,039	63,881	17,538	114,458	9,800	6,230	98,428
CITY/VILLAGE TOTAL VALUATION		9,724,668	27,412,675	2,553,128	39,690,471	1,093,134	195,739	38,401,598

County								
DISTRICT	DESCRIPTION	PERSONAL PROPERTY	REAL PROPERTY	PUBLIC SERVICE	TOTAL VALUATION	HOMESTEAD EXEMPTIONS	OTHER EXEMPTIONS	NET VALUATION
C001	Blaine County General	164,902,196	62,275,624	45,990,599	273,168,419	1,793,455	639,175	270,735,789
COUNTY TOTAL VALUATION		164,902,196	62,275,624	45,990,599	273,168,419	1,793,455	639,175	270,735,789

Other								
DISTRICT	DESCRIPTION	PERSONAL PROPERTY	REAL PROPERTY	PUBLIC SERVICE	TOTAL VALUATION	HOMESTEAD EXEMPTIONS	OTHER EXEMPTIONS	NET VALUATION
E03	EMS 3	8,739,019	1,762,281	1,984,136	12,485,436	21,333	0	12,464,103
E07	EMS 7	11,135,908	1,659,759	7,605,413	20,401,080	39,000	0	20,362,080
E09	EMS 9	14,208,656	11,467,552	4,192,350	29,868,558	311,119	122,090	29,435,349
E105	EMS 105	18,176,424	9,086,370	3,137,928	30,400,722	339,962	55,967	30,004,793
E161	EMS 161	32,127	38,425	14,249	84,801	1,000	0	83,801
E42	EMS 42	57,305,751	24,898,306	18,539,697	100,743,754	691,722	287,806	99,764,226
E80	EMS 80	46,098,103	8,799,555	9,946,155	64,843,813	269,319	156,424	64,418,070
OTHER TOTAL VALUATION		155,695,988	57,712,248	45,419,928	258,828,164	1,673,455	622,287	256,532,422

School								
DISTRICT	DESCRIPTION	PERSONAL PROPERTY	REAL PROPERTY	PUBLIC SERVICE	TOTAL VALUATION	HOMESTEAD EXEMPTIONS	OTHER EXEMPTIONS	NET VALUATION

2023 BLAINE COUNTY ASSESSOR'S OFFICE REPORT TO THE EXCISE BOARD

07/27/2023

105 CANT	105-Canton	18,176,424	9,086,370	3,137,928	30,400,722	339,962	55,967	30,004,793
42 WATON	42-Watonga	57,305,751	24,898,306	18,539,697	100,743,754	691,722	287,806	99,764,226
80 GEARY	80-Geary	46,098,103	8,799,555	9,946,155	64,843,813	269,319	156,424	64,418,070
9 OKEENE	9-Okeene	14,208,656	11,467,552	4,192,350	29,868,558	311,119	122,090	29,435,349
J11 HYDR	J11-Hydro (Caddo)	9,042,500	4,314,147	556,200	13,912,847	113,000	16,888	13,782,959
J161 HIN	J161-Hinton (Caddo)	32,127	38,425	14,249	84,801	1,000	0	83,801
J3 LOMEG	J3-Lomega (Kingfisher)	8,739,019	1,762,281	1,984,136	12,485,436	21,333	0	12,464,103
J7 TFC	J7-Thomas-Fay-Custer	11,135,908	1,659,759	7,605,413	20,401,080	39,000	0	20,362,080
J84 FAIR	J84-Fairview (Major)	125,115	246,893	14,471	386,479	7,000	0	379,479
J92 CIMM	J92-Cimmarron (Major)	38,593	2,336	0	40,929	0	0	40,929
SCHOOL TOTAL VALUATION		164,902,196	62,275,624	45,990,599	273,168,419	1,793,455	639,175	270,735,789

Vo-Tech								
DISTRICT	DESCRIPTION	PERSONAL PROPERTY	REAL PROPERTY	PUBLIC SERVICE	TOTAL VALUATION	HOMESTEAD EXEMPTIONS	OTHER EXEMPTIONS	NET VALUATION
V-105	Northwest Technology #10	18,176,424	9,086,370	3,137,928	30,400,722	339,962	55,967	30,004,793
V-11	Caddo-Kiowa Tech #2	9,042,500	4,314,147	556,200	13,912,847	113,000	16,888	13,782,959
V-161	Caddo-Kiowa Tech #2	32,127	38,425	14,249	84,801	1,000	0	83,801
V-3	Chisholm Trail Tech #26	8,739,019	1,762,281	1,984,136	12,485,436	21,333	0	12,464,103
V-42	Chisholm Trail Tech #26	57,305,751	24,898,306	18,539,697	100,743,754	691,722	287,806	99,764,226
V-84	Northwest Technology #10	125,115	246,893	14,471	386,479	7,000	0	379,479
V-9	Chisholm Trail Tech #26	1,882,903	1,268,972	2,846,860	5,998,735	28,867	0	5,969,868
V-92	Autry Technology #15	38,593	2,336	0	40,929	0	0	40,929
VO-TECH TOTAL VALUATION		95,342,432	41,617,730	27,093,541	164,053,703	1,202,884	360,661	162,490,158

2023 BLAINE COUNTY ASSESSOR'S OFFICE REPORT TO THE EXCISE BOARD


I, MISTY KITSON, Assessor of Blaine County Oklahoma, do hereby certify that the foregoing is a true and correct statement of valuations for Real Estate, Personal Property, Public Service and Homestead Exemptions as certified by the State Board of Equalization and shown by the records in the County Assessor's office. Subscribed by my name and affixed the seal of the County Assessors office on this day of 07/27/2023.

State of Oklahoma)
Blaine County) SS

Misty Kitson

7/31/23
Date

MISTY KITSON
County Assessor
Blaine County



I, , County Clerk of Blaine County Oklahoma, do hereby certify that the above is a true, correct and complete list of the valuations of Blaine County Oklahoma as certified by the Blaine County Assessor's office.

Cassi Schuyler Deputy Clerk
County Clerk
Blaine County


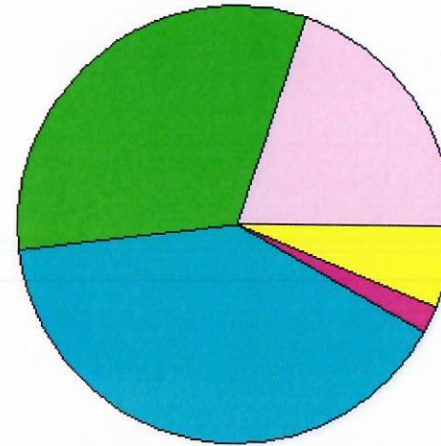
Seal

Excise Board: *Vuke Williams*

Glenn C. Lawson *W. Kelly Baker*

7/31/23
Date

Real	Count	Value
Agricultural	8	26,605
Commercial	119	2,007,561
Residential	647	3,278,144
Total Real Value	774	5,312,310
Homestead	209	211,252
Veteran	6	50,842
Other	0	0
Total Exempt	218	262,094



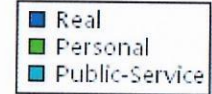
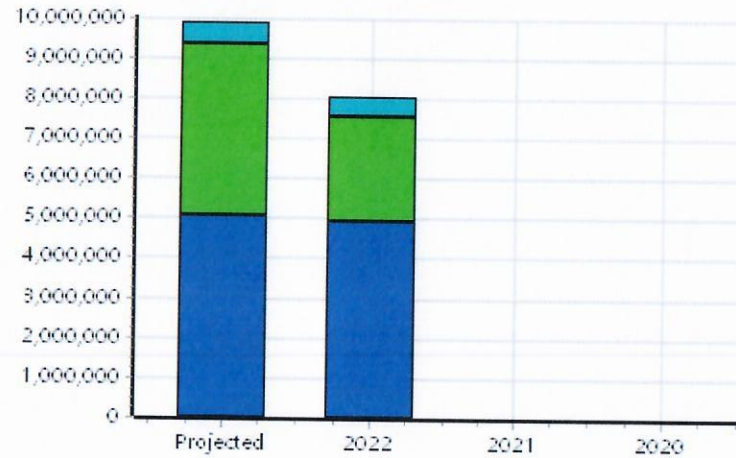
TIF Increment Value

Net Assessed 5,050,216

Net Assessed Under Protest

Senior Freeze	18	32,416
Capped Parcels	340	1,751,664

Personal	Count	Value
Agricultural	4	253,272
Commercial	104	4,237,798
Mobile Home	4	4,725
Total Personal	112	4,495,795
Total Exempt	1	204,368



TIF Increment Value

Net Assessed 4,291,427

Net Assessed Under Protest

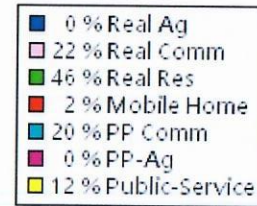
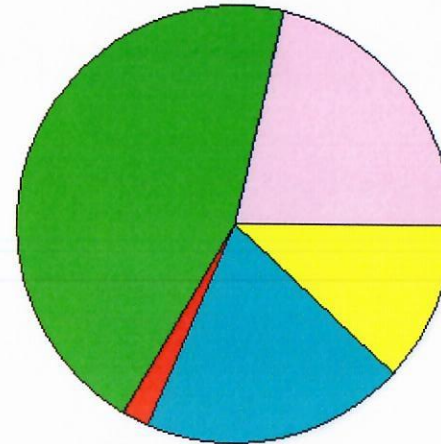
Public Service	Count	Value
Total PS Value	9	549,289
TIF Increment Value		
Net Assessed		549,289

District Totals

Total Gross Value	10,357,394
Homestead Loss	211,252
Other Exemption Loss	255,210
TIF Increment Value	
Retained TIF Value	
Net Assessed Value	9,890,932

Net Assessed Under Protest
 * Public Service Protests Values are not included on this report.

Real	Count	Value
Agricultural	0	0
Commercial	10	97,718
Residential	106	206,695
Total Real Value	116	304,413
Homestead	21	21,000
Veteran	1	4,973
Other	0	0
Total Exempt	22	25,973



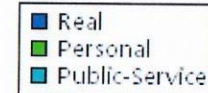
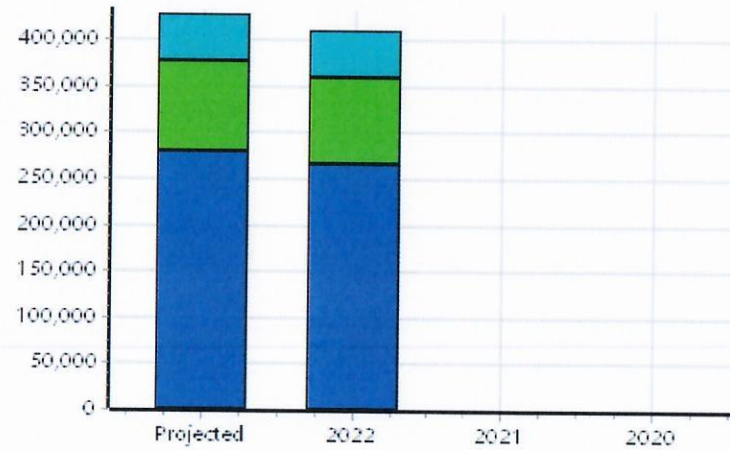
TIF Increment Value

Net Assessed 278,440

Net Assessed Under Protest

Senior Freeze	2	15,778
Capped Parcels	105	257,141

Personal	Count	Value
Agricultural	0	0
Commercial	6	93,360
Mobile Home	1	5,542
Total Personal	7	98,902
Total Exempt	0	0



TIF Increment Value

Net Assessed 98,902

Net Assessed Under Protest

Public Service	Count	Value
Total PS Value	3	50,233

TIF Increment Value

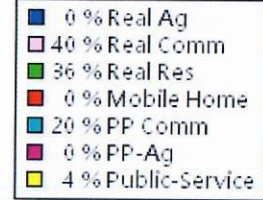
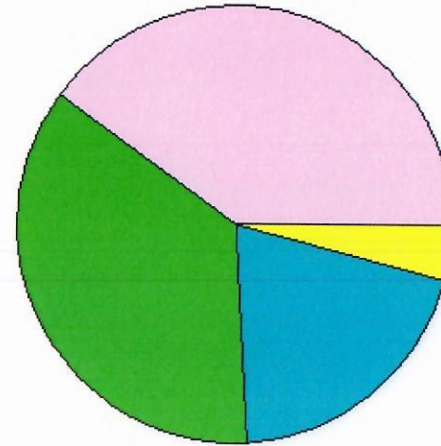
Net Assessed 50,233

District Totals

Total Gross Value	453,548
Homestead Loss	21,000
Other Exemption Loss	4,973
TIF Increment Value	
Retained TIF Value	
Net Assessed Value	427,575

Net Assessed Under Protest
 * Public Service Protests Values are not included on this report.

Real	Count	Value
Agricultural	10	10,390
Commercial	221	7,987,848
Residential	1,496	7,287,651
Total Real Value	1,727	15,285,889
Homestead	463	478,383
Veteran	13	93,904
Other	0	0
Total Exempt	495	572,287



TIF Increment Value

Net Assessed 14,713,602

Net Assessed Under Protest

Senior Freeze	60	644,484
Capped Parcels	1,490	9,049,962

Personal	Count	Value
Agricultural	12	12,234
Commercial	188	4,093,982
Mobile Home	22	60,792
Total Personal	222	4,167,008
Total Exempt	1	18,360

TIF Increment Value

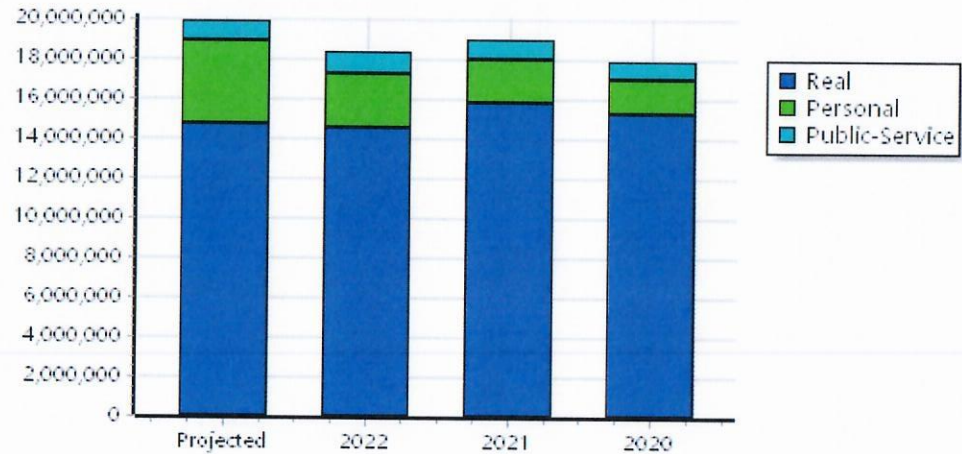
Net Assessed 4,148,648

Net Assessed Under Protest

Public Service	Count	Value
Total PS Value	14	1,020,048

TIF Increment Value

Net Assessed 1,020,048



District Totals

Total Gross Value	20,472,945
Homestead Loss	478,383
Other Exemption Loss	112,264

TIF Increment Value

Retained TIF Value

Net Assessed Value 19,882,298

Net Assessed Under Protest

* Public Service Protests Values are not included on this report.

Real	Count	Value
Agricultural	3	1,594
Commercial	21	210,890
Residential	219	481,054
Total Real Value	243	693,538
Homestead	40	40,944
Veteran	2	11,222
Other	1	2,968
Total Exempt	45	55,134

TIF Increment Value

Net Assessed 638,404

Net Assessed Under Protest

Senior Freeze	5	18,500
Capped Parcels	158	275,169

Personal	Count	Value
Agricultural	6	5,753
Commercial	25	88,690
Mobile Home	14	46,126
Total Personal	45	140,569
Total Exempt	0	0

TIF Increment Value

Net Assessed 140,569

Net Assessed Under Protest

Public Service	Count	Value
Total PS Value	6	54,996

TIF Increment Value

Net Assessed 54,996

District Totals

Total Gross Value	889,103
Homestead Loss	40,944
Other Exemption Loss	14,190

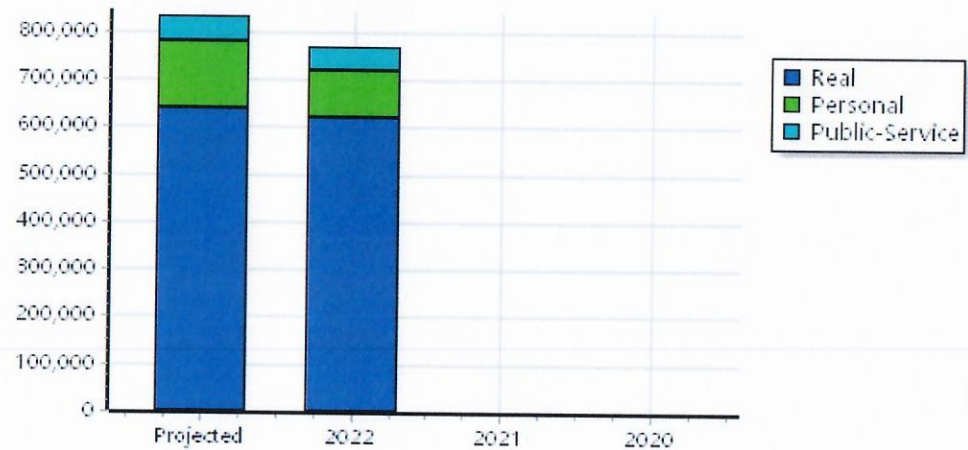
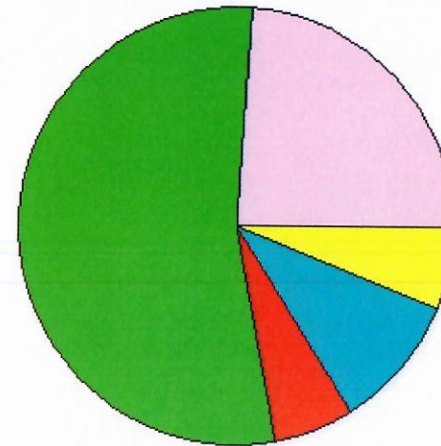
TIF Increment Value

Retained TIF Value

Net Assessed Value 833,969

Net Assessed Under Protest

* Public Service Protests Values are not included on this report.



Real	Count	Value
Agricultural	1	3,537
Commercial	77	491,132
Residential	639	1,598,496
Total Real Value	717	2,093,165
Homestead	153	157,319
Veteran	1	2,846
Other	0	0
Total Exempt	160	160,165

TIF Increment Value

Net Assessed 1,933,000

Net Assessed Under Protest

Senior Freeze	14	50,889
Capped Parcels	654	1,713,767

Personal	Count	Value
Agricultural	2	1,528
Commercial	48	307,695
Mobile Home	8	36,462
Total Personal	58	345,685
Total Exempt	0	0

TIF Increment Value

Net Assessed 345,685

Net Assessed Under Protest

Public Service	Count	Value
Total PS Value	9	266,502

TIF Increment Value

Net Assessed 266,502

District Totals

Total Gross Value	2,705,352
Homestead Loss	157,319
Other Exemption Loss	2,846

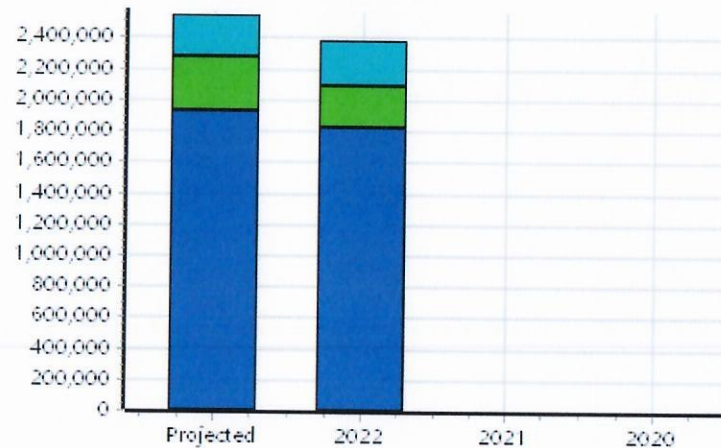
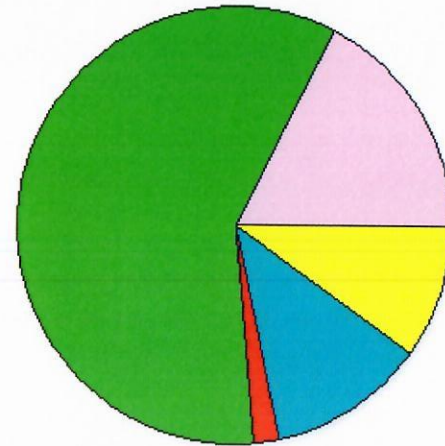
TIF Increment Value

Retained TIF Value

Net Assessed Value 2,545,187

Net Assessed Under Protest

* Public Service Protests Values are not included on this report.



Real	Count	Value
Agricultural	3	423
Commercial	65	469,746
Residential	376	1,365,386
Total Real Value	444	1,835,555
Homestead	95	95,569
Veteran	1	5,866
Other	0	0
Total Exempt	98	101,435

TIF Increment Value

Net Assessed 1,734,120

Net Assessed Under Protest

Senior Freeze	12	41,512
Capped Parcels	380	1,176,556

Personal	Count	Value
Agricultural	6	2,221
Commercial	68	382,702
Mobile Home	4	22,226
Total Personal	78	407,149
Total Exempt	0	0

TIF Increment Value

Net Assessed 407,149

Net Assessed Under Protest

Public Service	Count	Value
Total PS Value	9	504,719

TIF Increment Value

Net Assessed 504,719

District Totals

Total Gross Value	2,747,423
Homestead Loss	95,569
Other Exemption Loss	5,866

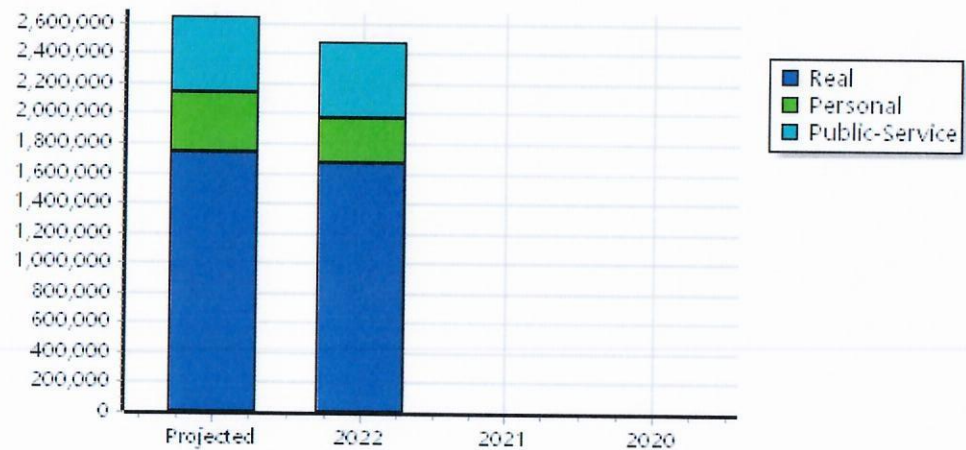
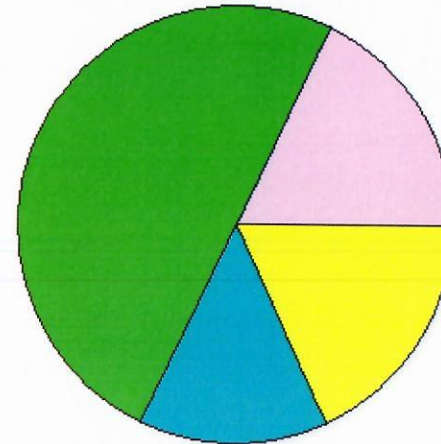
TIF Increment Value

Retained TIF Value


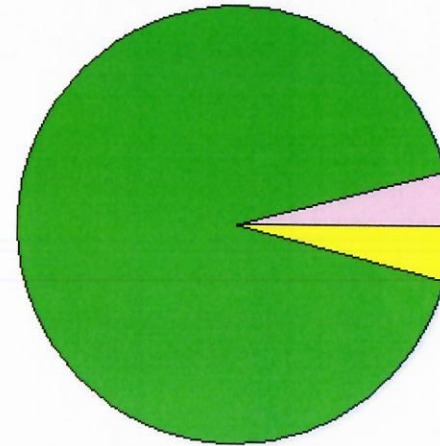
Net Assessed Value 2,645,988

Net Assessed Under Protest

* Public Service Protests Values are not included on this report.



Real	Count	Value
Agricultural	0	0
Commercial	1	56,736
Residential	130	1,627,156
Total Real Value	131	1,683,892
Homestead	60	63,000
Veteran	1	16,888
Other	0	0
Total Exempt	64	79,888



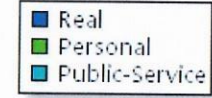
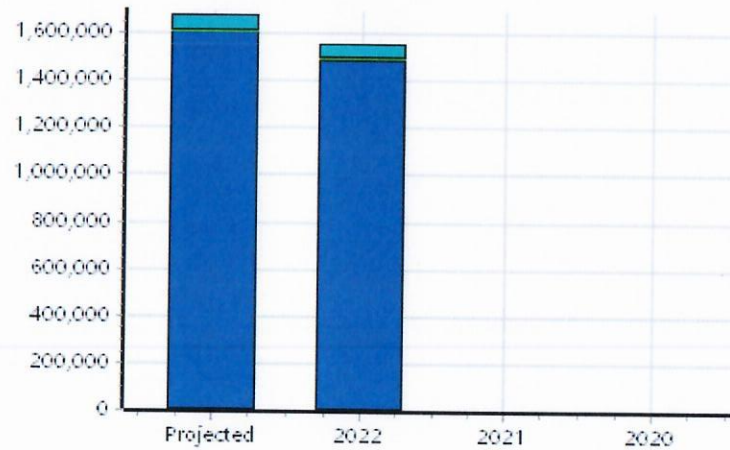
TIF Increment Value

Net Assessed 1,604,004

Net Assessed Under Protest

Senior Freeze	8	34,264
Capped Parcels	98	313,262

Personal	Count	Value
Agricultural	1	0
Commercial	3	5,259
Mobile Home	0	0
Total Personal	4	5,259
Total Exempt	0	0



TIF Increment Value

Net Assessed 5,259

Net Assessed Under Protest

Public Service	Count	Value
Total PS Value	5	67,362

TIF Increment Value

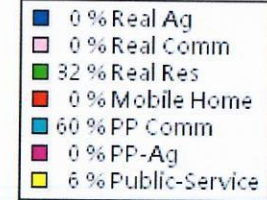
Net Assessed 67,362

District Totals

Total Gross Value	1,756,513
Homestead Loss	63,000
Other Exemption Loss	16,888
TIF Increment Value	
Retained TIF Value	
Net Assessed Value	1,676,625

Net Assessed Under Protest
 * Public Service Protests Values are not included on this report.

Real	Count	Value
Agricultural	0	0
Commercial	2	3,648
Residential	68	136,384
Total Real Value	70	140,032
Homestead	16	15,867
Veteran	0	0
Other	0	0
Total Exempt	16	15,867



TIF Increment Value

Net Assessed 124,165

Net Assessed Under Protest

Senior Freeze	1	939
Capped Parcels	52	67,484

Personal	Count	Value
Agricultural	0	0
Commercial	4	253,990
Mobile Home	0	0
Total Personal	4	253,990
Total Exempt	0	0

TIF Increment Value

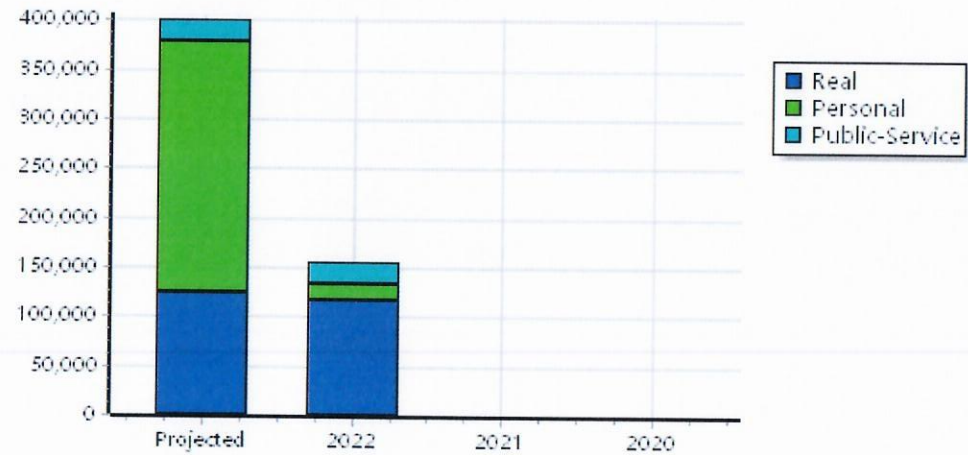
Net Assessed 253,990

Net Assessed Under Protest

Public Service	Count	Value
Total PS Value	8	22,441

TIF Increment Value

Net Assessed 22,441



District Totals

Total Gross Value	416,463
Homestead Loss	15,867
Other Exemption Loss	0

TIF Increment Value

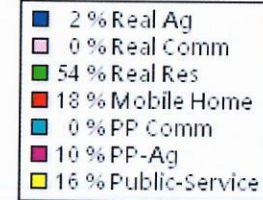
Retained TIF Value

Net Assessed Value 400,596

Net Assessed Under Protest

* Public Service Protests Values are not included on this report.

Real	Count	Value
Agricultural	3	3,138
Commercial	0	0
Residential	37	60,743
Total Real Value	40	63,881
Homestead	9	9,800
Veteran	1	6,230
Other	0	0
Total Exempt	12	16,030



TIF Increment Value

Net Assessed 47,851

Net Assessed Under Protest

Senior Freeze	3	8,003
Capped Parcels	34	85,315

Personal	Count	Value
Agricultural	1	12,209
Commercial	3	454
Mobile Home	2	20,376
Total Personal	6	33,039
Total Exempt	0	0

TIF Increment Value

Net Assessed 33,039

Net Assessed Under Protest

Public Service	Count	Value
Total PS Value	4	17,538

TIF Increment Value

Net Assessed 17,538

District Totals

Total Gross Value	114,458
Homestead Loss	9,800
Other Exemption Loss	6,230

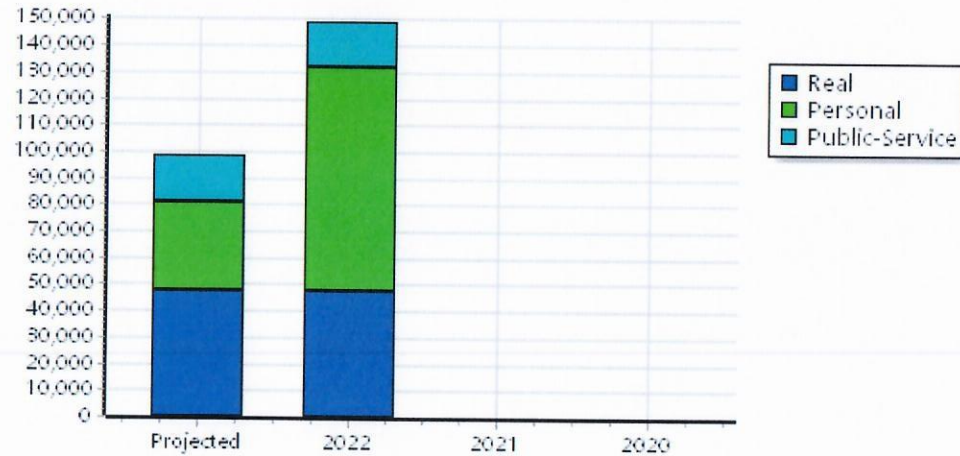
TIF Increment Value

Retained TIF Value

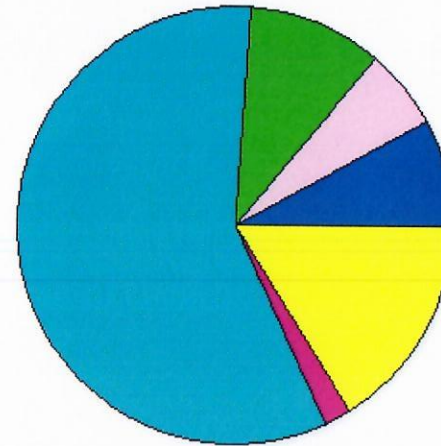
Net Assessed Value 98,428

Net Assessed Under Protest

* Public Service Protests Values are not included on this report.



Real	Count	Value
Agricultural	5,622	23,615,727
Commercial	714	13,959,926
Residential	5,161	24,699,971
Total Real Value	11,497	62,275,624
Homestead	1,762	1,793,455
Veteran	47	564,242
Other	2	74,933
Total Exempt	1,855	2,432,630



TIF Increment Value

Net Assessed		59,842,994
Net Assessed Under Protest	0	0
Senior Freeze	155	971,834
Capped Parcels	6,025	29,355,888

Personal	Count	Value
Agricultural	794	7,262,377
Commercial	870	156,906,963
Mobile Home	281	1,186,228
Total Personal	1,945	165,355,568
Total Exempt	3	453,372

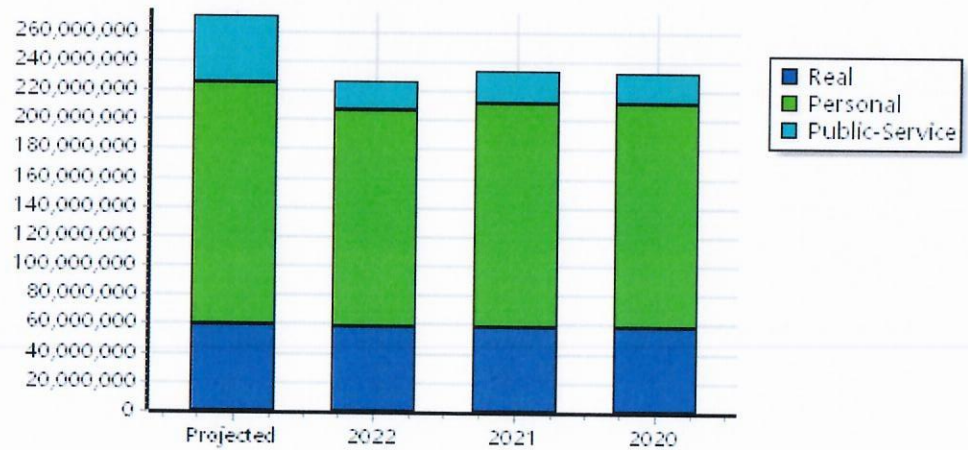
TIF Increment Value

Net Assessed		164,902,196
Net Assessed Under Protest	28	10,443,396

Public Service	Count	Value
Total PS Value	174	45,990,599

TIF Increment Value

Net Assessed		45,990,599
---------------------	--	-------------------



District Totals

Total Gross Value	273,621,791
Homestead Loss	1,793,455
Other Exemption Loss	1,092,547

TIF Increment Value

Retained TIF Value

Net Assessed Value	270,735,789
---------------------------	--------------------

Net Assessed Under Protest	10,443,396
-----------------------------------	-------------------

* Public Service Protests Values are not included on this report.

Real	Count	Value
Agricultural	366	1,683,690
Commercial	1	2,200
Residential	17	76,391
Total Real Value	384	1,762,281
Homestead	22	21,333
Veteran	0	0
Other	0	0
Total Exempt	22	21,333

TIF Increment Value

Net Assessed		1,740,948
Net Assessed Under Protest	0	0
Senior Freeze	2	7,430
Capped Parcels	28	39,858

Personal	Count	Value
Agricultural	32	526,542
Commercial	27	8,207,478
Mobile Home	3	4,999
Total Personal	62	8,739,019
Total Exempt	0	0

TIF Increment Value

Net Assessed		8,739,019
Net Assessed Under Protest	2	-53,260

Public Service	Count	Value
Total PS Value	14	1,984,136

TIF Increment Value

Net Assessed		1,984,136
---------------------	--	------------------

District Totals

Total Gross Value	12,485,436
Homestead Loss	21,333
Other Exemption Loss	0

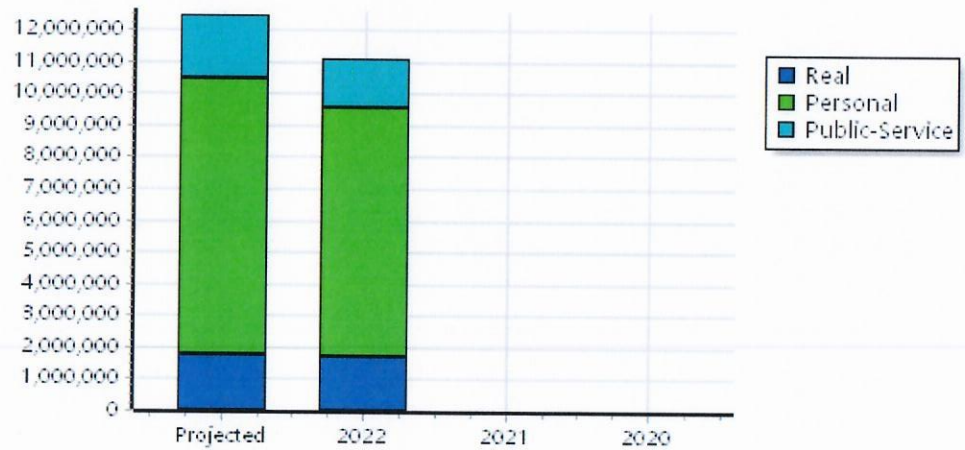
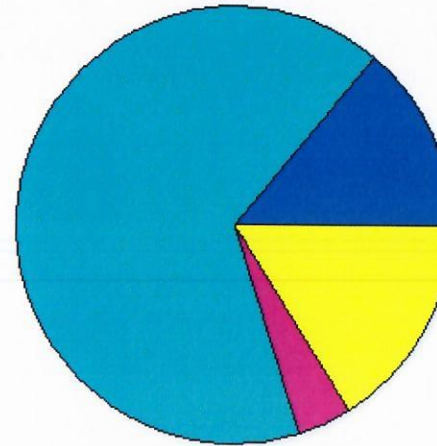
TIF Increment Value

Retained TIF Value

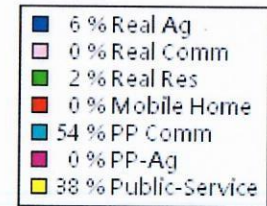
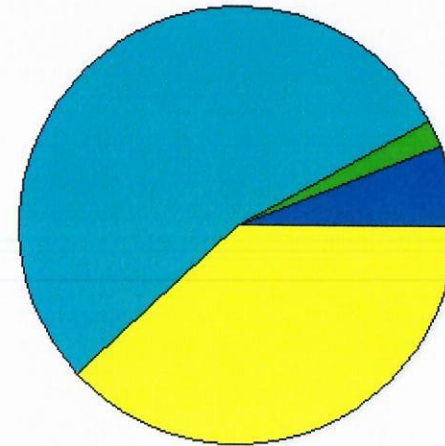
Net Assessed Value	12,464,103
---------------------------	-------------------

Net Assessed Under Protest	-53,260
-----------------------------------	----------------

* Public Service Protests Values are not included on this report.



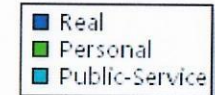
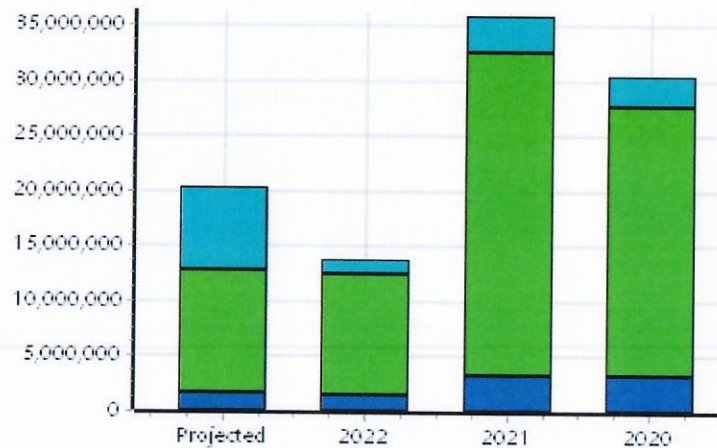
Real	Count	Value
Agricultural	360	1,215,093
Commercial	2	179,425
Residential	33	265,241
Total Real Value	395	1,659,759
Homestead	37	39,000
Veteran	0	0
Other	0	0
Total Exempt	39	39,000



TIF Increment Value

Net Assessed		1,620,759
Net Assessed Under Protest	0	0
Senior Freeze	4	13,659
Capped Parcels	154	311,991

Personal	Count	Value
Agricultural	27	83,398
Commercial	22	11,006,772
Mobile Home	8	45,738
Total Personal	57	11,135,908
Total Exempt	0	0



TIF Increment Value

Net Assessed		11,135,908
Net Assessed Under Protest	4	5,555,063

Public Service	Count	Value
Total PS Value	14	7,605,413

TIF Increment Value

Net Assessed	7,605,413
---------------------	------------------

District Totals

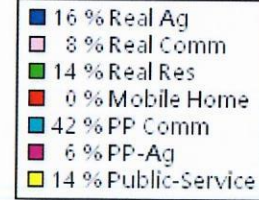
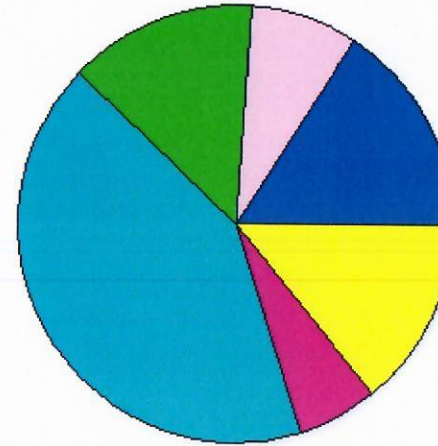
Total Gross Value	20,401,080
Homestead Loss	39,000
Other Exemption Loss	0

TIF Increment Value

Retained TIF Value	
Net Assessed Value	20,362,080
Net Assessed Under Protest	5,555,063

* Public Service Protests Values are not included on this report.

Real	Count	Value
Agricultural	1,060	4,977,655
Commercial	148	2,415,843
Residential	897	4,074,054
Total Real Value	2,105	11,467,552
Homestead	307	311,119
Veteran	7	122,090
Other	0	0
Total Exempt	319	433,209



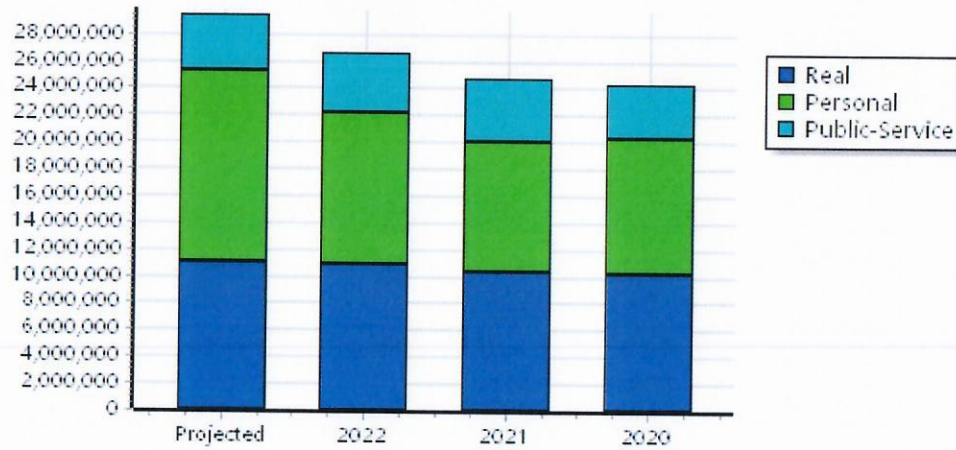
TIF Increment Value	
Net Assessed	11,034,343
Net Assessed Under Protest	0
Senior Freeze	23 40,336
Capped Parcels	535 2,205,201

Personal	Count	Value
Agricultural	139	1,651,987
Commercial	166	12,689,369
Mobile Home	17	71,668
Total Personal	322	14,413,024
Total Exempt	1	204,368

TIF Increment Value	
Net Assessed	14,208,656
Net Assessed Under Protest	6 2,789,856

Public Service	Count	Value
Total PS Value	35	4,192,350

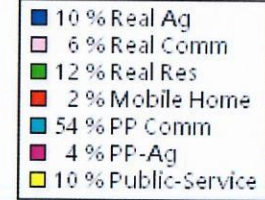
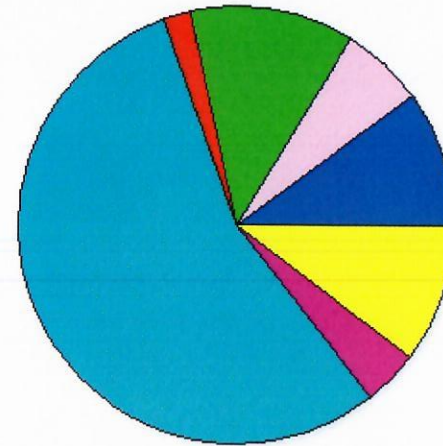
TIF Increment Value	
Net Assessed	4,192,350



District Totals	
Total Gross Value	30,072,926
Homestead Loss	311,119
Other Exemption Loss	326,458
TIF Increment Value	
Retained TIF Value	
Net Assessed Value	29,435,349
Net Assessed Under Protest	2,789,856

* Public Service Protests Values are not included on this report.

Real	Count	Value
Agricultural	945	3,125,837
Commercial	161	2,100,949
Residential	1,196	3,859,584
Total Real Value	2,302	9,086,370
Homestead	338	339,962
Veteran	8	52,999
Other	1	2,968
Total Exempt	352	395,929



TIF Increment Value

Net Assessed		8,690,441
Net Assessed Under Protest	0	0
Senior Freeze	24	95,443
Capped Parcels	1,386	11,155,970

Personal	Count	Value
Agricultural	161	1,158,063
Commercial	184	16,750,800
Mobile Home	154	498,205
Total Personal	499	18,407,068
Total Exempt	1	230,644

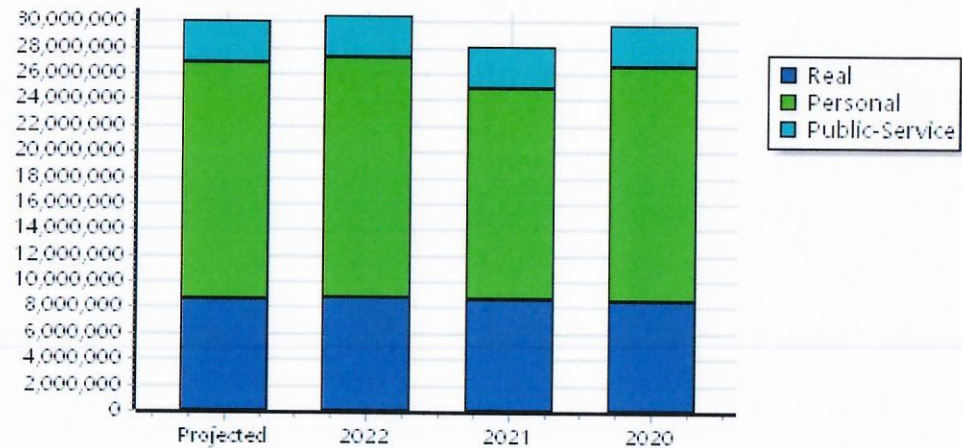
TIF Increment Value

Net Assessed		18,176,424
Net Assessed Under Protest	1	-64,990

Public Service	Count	Value
Total PS Value	29	3,137,928

TIF Increment Value

Net Assessed	3,137,928
---------------------	------------------



District Totals

Total Gross Value	30,631,366
Homestead Loss	339,962
Other Exemption Loss	286,611

TIF Increment Value

Retained TIF Value	
Net Assessed Value	30,004,793
Net Assessed Under Protest	-64,990

* Public Service Protests Values are not included on this report.

Real	Count	Value
Agricultural	13	32,948
Commercial	0	0
Residential	1	5,477
Total Real Value	14	38,425
Homestead	1	1,000
Veteran	0	0
Other	0	0
Total Exempt	1	1,000

TIF Increment Value

Net Assessed		37,425
Net Assessed Under Protest	0	0
Senior Freeze	0	0
Capped Parcels	3	2,299

Personal	Count	Value
Agricultural	0	0
Commercial	5	32,127
Mobile Home	0	0
Total Personal	5	32,127
Total Exempt	0	0

TIF Increment Value

Net Assessed		32,127
Net Assessed Under Protest	1	-552,252

Public Service	Count	Value
Total PS Value	2	14,249

TIF Increment Value

Net Assessed		14,249
---------------------	--	---------------

District Totals

Total Gross Value	84,801
Homestead Loss	1,000
Other Exemption Loss	0

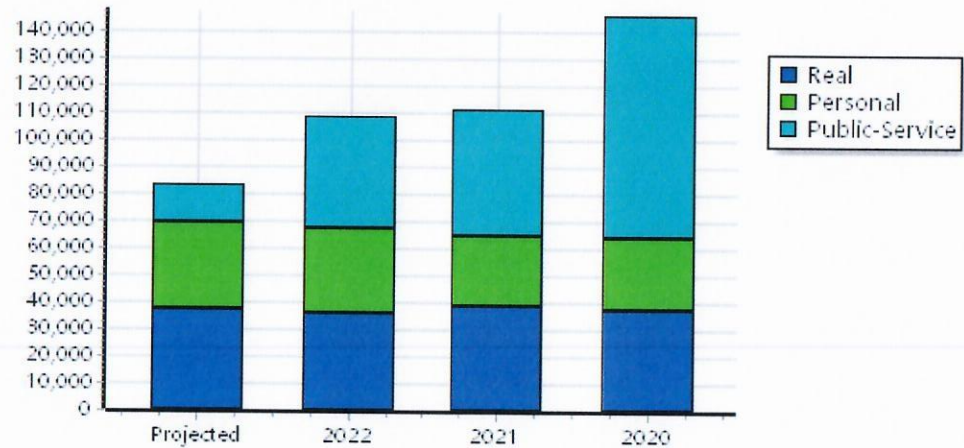
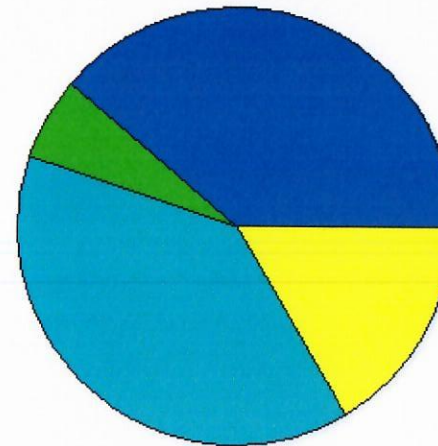
TIF Increment Value

Retained TIF Value

Net Assessed Value	83,801
---------------------------	---------------

Net Assessed Under Protest	-552,252
-----------------------------------	-----------------

* Public Service Protests Values are not included on this report.



Real	Count	Value
Agricultural	1,239	5,377,899
Commercial	306	8,602,642
Residential	1,957	10,917,765
Total Real Value	3,502	24,898,306
Homestead	676	691,722
Veteran	24	287,806
Other	0	0
Total Exempt	722	979,528

TIF Increment Value

Net Assessed		23,918,778
Net Assessed Under Protest	0	0
Senior Freeze	70	676,389
Capped Parcels	2,334	11,379,903

Personal	Count	Value
Agricultural	205	1,347,702
Commercial	317	55,666,647
Mobile Home	63	309,762
Total Personal	585	57,324,111
Total Exempt	1	18,360

TIF Increment Value

Net Assessed		57,305,751
Net Assessed Under Protest	5	816,333

Public Service	Count	Value
Total PS Value	40	18,539,697

TIF Increment Value

Net Assessed		18,539,697
---------------------	--	-------------------

District Totals

Total Gross Value	100,762,114
Homestead Loss	691,722
Other Exemption Loss	306,166

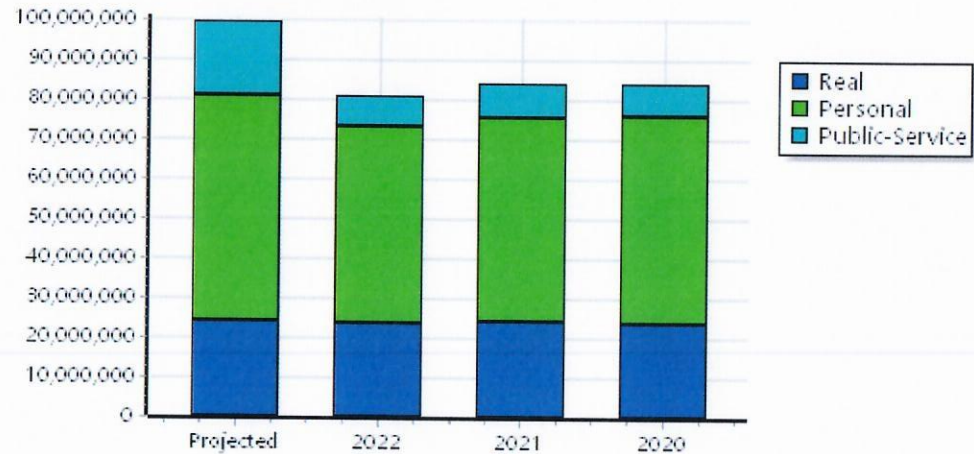
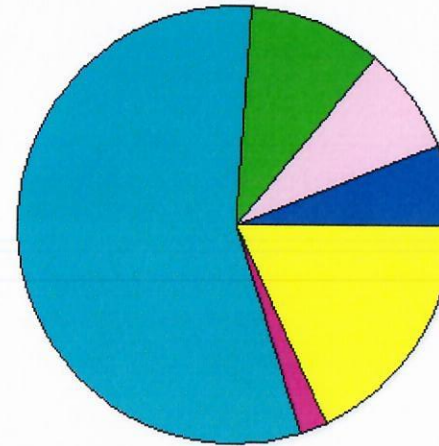
TIF Increment Value

Retained TIF Value

Net Assessed Value	99,764,226
---------------------------	-------------------

Net Assessed Under Protest	816,333
-----------------------------------	----------------

* Public Service Protests Values are not included on this report.



Real	Count	Value
Agricultural	1,313	5,219,109
Commercial	95	602,131
Residential	851	2,978,315
Total Real Value	2,259	8,799,555
Homestead	264	269,319
Veteran	7	84,459
Other	1	71,965
Total Exempt	279	425,743

TIF Increment Value

Net Assessed		8,373,812
Net Assessed Under Protest	0	0
Senior Freeze	21	84,267
Capped Parcels	1,344	3,466,729

Personal	Count	Value
Agricultural	166	1,547,071
Commercial	113	44,369,921
Mobile Home	23	181,111
Total Personal	302	46,098,103
Total Exempt	0	0

TIF Increment Value

Net Assessed		46,098,103
Net Assessed Under Protest	4	1,875,744

Public Service	Count	Value
Total PS Value	26	9,946,155

TIF Increment Value

Net Assessed		9,946,155
---------------------	--	------------------

District Totals

Total Gross Value	64,843,813
Homestead Loss	269,319
Other Exemption Loss	156,424

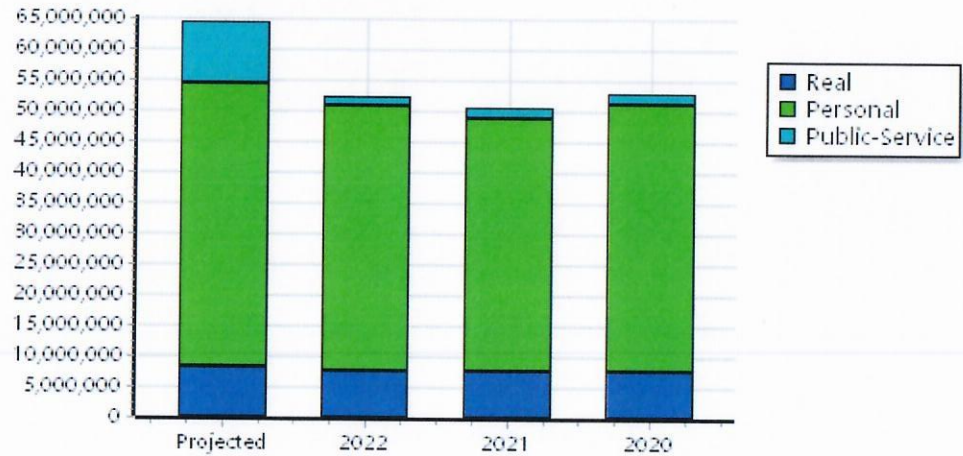
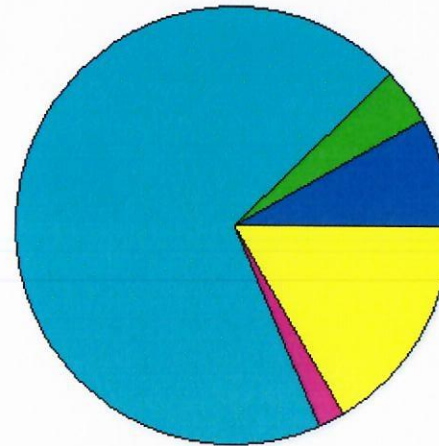
TIF Increment Value

Retained TIF Value

Net Assessed Value	64,418,070
---------------------------	-------------------

Net Assessed Under Protest	1,875,744
-----------------------------------	------------------

* Public Service Protests Values are not included on this report.



Real	Count	Value
Agricultural	945	3,125,837
Commercial	161	2,100,949
Residential	1,196	3,859,584
Total Real Value	2,302	9,086,370
Homestead	338	339,962
Veteran	8	52,999
Other	1	2,968
Total Exempt	352	395,929

TIF Increment Value

Net Assessed		8,690,441
Net Assessed Under Protest	0	0
Senior Freeze	24	95,443
Capped Parcels	1,386	11,155,970

Personal	Count	Value
Agricultural	161	1,158,063
Commercial	184	16,750,800
Mobile Home	154	498,205
Total Personal	499	18,407,068
Total Exempt	1	230,644

TIF Increment Value

Net Assessed		18,176,424
Net Assessed Under Protest	1	-64,990

Public Service	Count	Value
Total PS Value	29	3,137,928

TIF Increment Value

Net Assessed		3,137,928
---------------------	--	------------------

District Totals

Total Gross Value	30,631,366
Homestead Loss	339,962
Other Exemption Loss	286,611

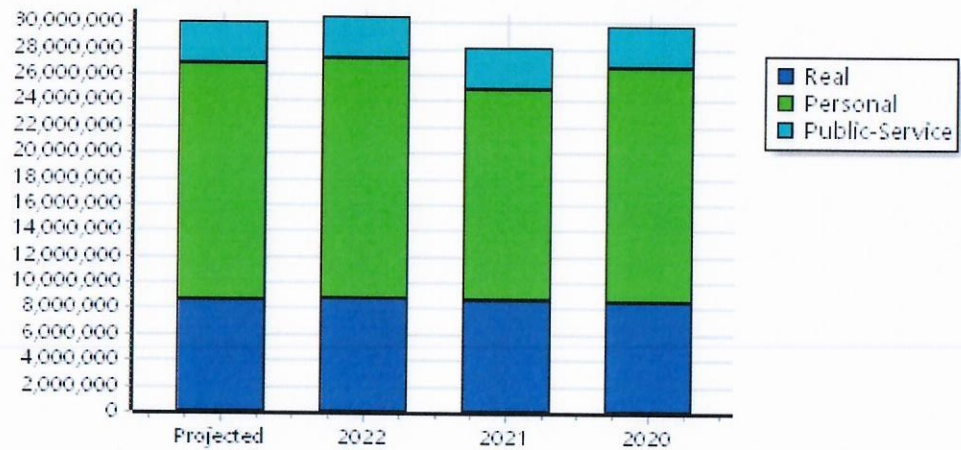
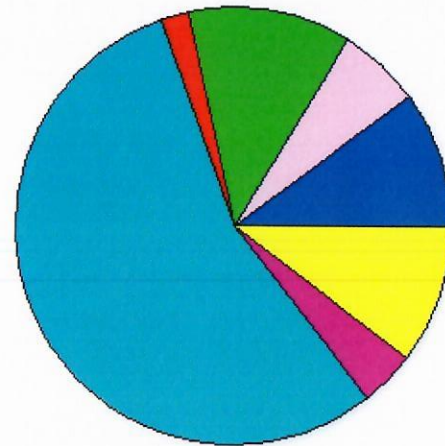
TIF Increment Value

Retained TIF Value

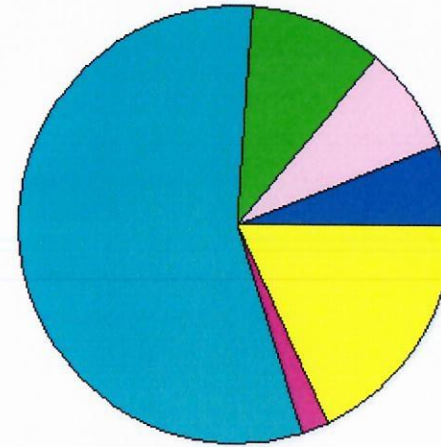
Net Assessed Value	30,004,793
---------------------------	-------------------

Net Assessed Under Protest	-64,990
-----------------------------------	----------------

* Public Service Protests Values are not included on this report.

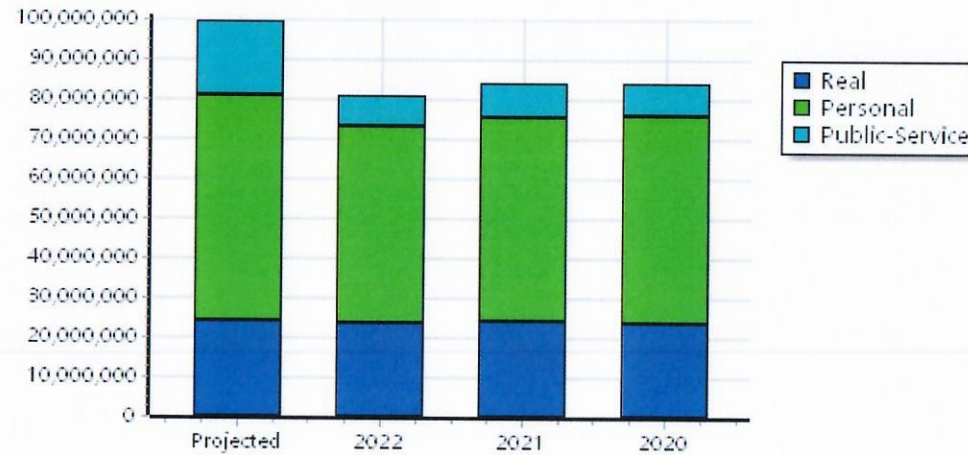


Real	Count	Value
Agricultural	1,239	5,377,899
Commercial	306	8,602,642
Residential	1,957	10,917,765
Total Real Value	3,502	24,898,306
Homestead	676	691,722
Veteran	24	287,806
Other	0	0
Total Exempt	722	979,528



TIF Increment Value	
Net Assessed	23,918,778
Net Assessed Under Protest	0
Senior Freeze	70 676,389
Capped Parcels	2,334 11,379,903

Personal	Count	Value
Agricultural	205	1,347,702
Commercial	317	55,666,647
Mobile Home	63	309,762
Total Personal	585	57,324,111
Total Exempt	1	18,360



TIF Increment Value	
Net Assessed	57,305,751
Net Assessed Under Protest	5 816,333

Public Service	Count	Value
Total PS Value	40	18,539,697

TIF Increment Value	
Net Assessed	18,539,697

District Totals

Total Gross Value	100,762,114
Homestead Loss	691,722
Other Exemption Loss	306,166

TIF Increment Value

Retained TIF Value

Net Assessed Value	99,764,226
---------------------------	-------------------

Net Assessed Under Protest	816,333
-----------------------------------	----------------

* Public Service Protests Values are not included on this report.

Real	Count	Value
Agricultural	1,313	5,219,109
Commercial	95	602,131
Residential	851	2,978,315
Total Real Value	2,259	8,799,555
Homestead	264	269,319
Veteran	7	84,459
Other	1	71,965
Total Exempt	279	425,743

TIF Increment Value

Net Assessed		8,373,812
Net Assessed Under Protest	0	0
Senior Freeze	21	84,267
Capped Parcels	1,344	3,466,729

Personal	Count	Value
Agricultural	166	1,547,071
Commercial	113	44,369,921
Mobile Home	23	181,111
Total Personal	302	46,098,103
Total Exempt	0	0

TIF Increment Value

Net Assessed		46,098,103
Net Assessed Under Protest	4	1,875,744

Public Service	Count	Value
Total PS Value	26	9,946,155

TIF Increment Value

Net Assessed		9,946,155
---------------------	--	------------------

District Totals

Total Gross Value	64,843,813
Homestead Loss	269,319
Other Exemption Loss	156,424

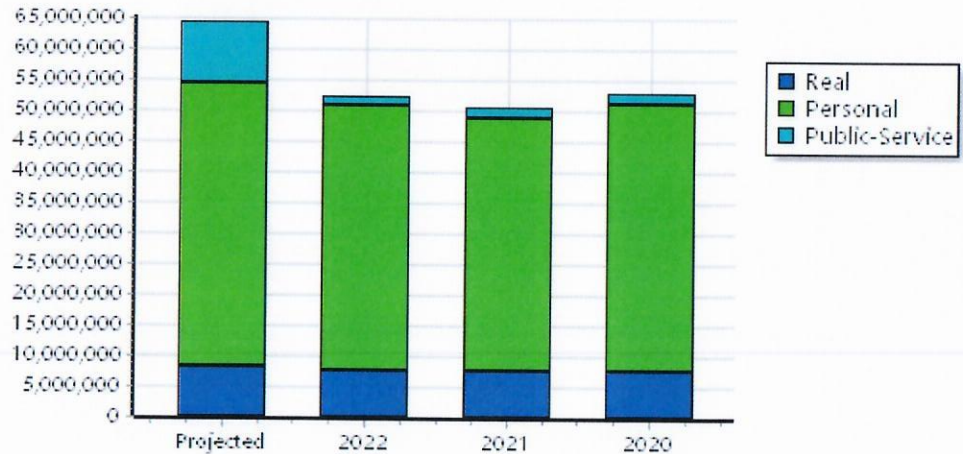
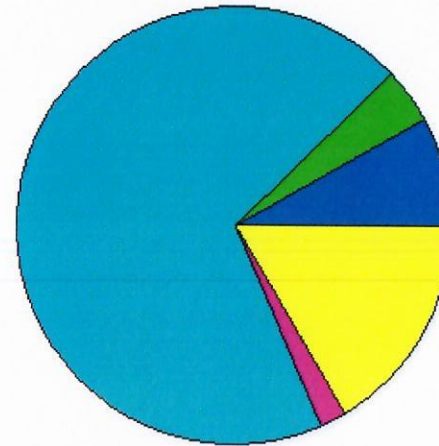
TIF Increment Value

Retained TIF Value

Net Assessed Value	64,418,070
---------------------------	-------------------

Net Assessed Under Protest	1,875,744
-----------------------------------	------------------

* Public Service Protests Values are not included on this report.



Real	Count	Value
Agricultural	1,060	4,977,655
Commercial	148	2,415,843
Residential	897	4,074,054
Total Real Value	2,105	11,467,552
Homestead	307	311,119
Veteran	7	122,090
Other	0	0
Total Exempt	319	433,209

TIF Increment Value

Net Assessed		11,034,343
Net Assessed Under Protest	0	0
Senior Freeze	23	40,336
Capped Parcels	535	2,205,201

Personal	Count	Value
Agricultural	139	1,651,987
Commercial	166	12,689,369
Mobile Home	17	71,668
Total Personal	322	14,413,024
Total Exempt	1	204,368

TIF Increment Value

Net Assessed		14,208,656
Net Assessed Under Protest	6	2,789,856

Public Service	Count	Value
Total PS Value	35	4,192,350

TIF Increment Value

Net Assessed		4,192,350
---------------------	--	------------------

District Totals

Total Gross Value	30,072,926
Homestead Loss	311,119
Other Exemption Loss	326,458

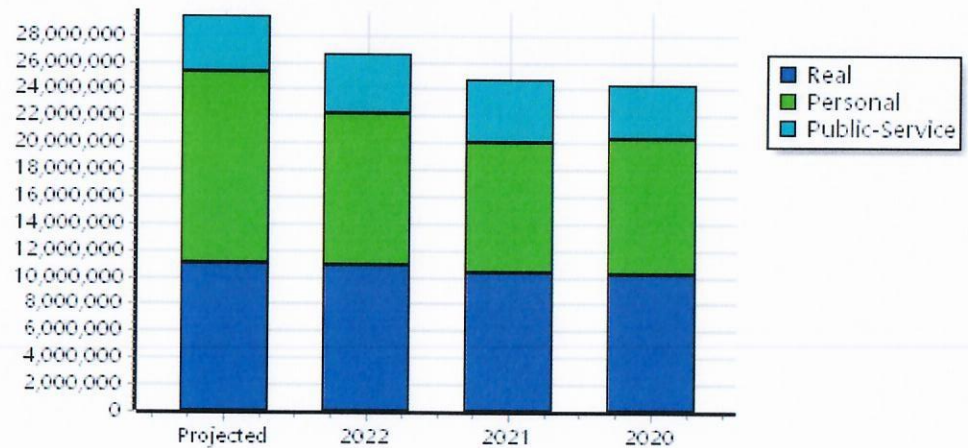
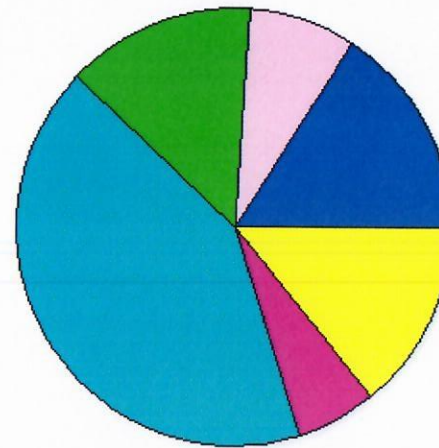
TIF Increment Value

Retained TIF Value

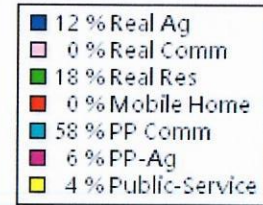
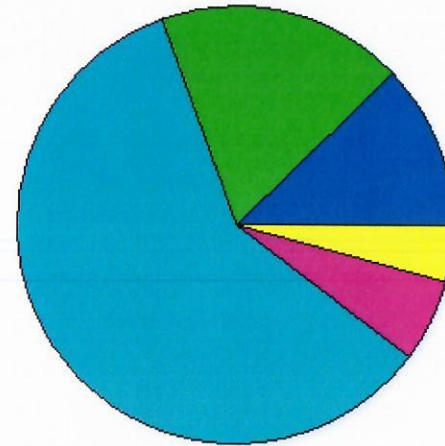
Net Assessed Value	29,435,349
---------------------------	-------------------

Net Assessed Under Protest	2,789,856
-----------------------------------	------------------

* Public Service Protests Values are not included on this report.



Real	Count	Value
Agricultural	285	1,795,812
Commercial	1	56,736
Residential	203	2,461,599
Total Real Value	489	4,314,147
Homestead	110	113,000
Veteran	1	16,888
Other	0	0
Total Exempt	114	129,888



TIF Increment Value

Net Assessed		4,184,259
Net Assessed Under Protest	0	0
Senior Freeze	11	54,310
Capped Parcels	238	779,518

Personal	Count	Value
Agricultural	59	911,542
Commercial	26	8,056,213
Mobile Home	13	74,745
Total Personal	98	9,042,500
Total Exempt	0	0

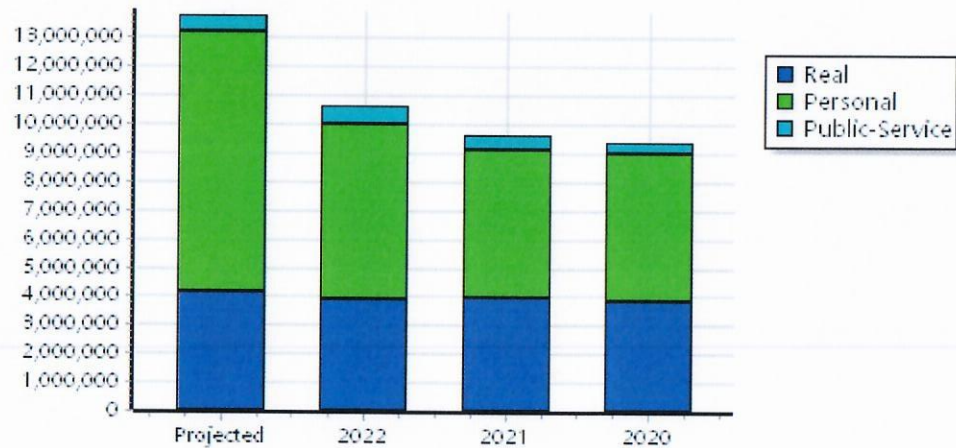
TIF Increment Value

Net Assessed		9,042,500
Net Assessed Under Protest	2	1,137,621

Public Service	Count	Value
Total PS Value	10	556,200

TIF Increment Value

Net Assessed		556,200
---------------------	--	----------------



District Totals

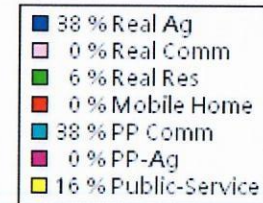
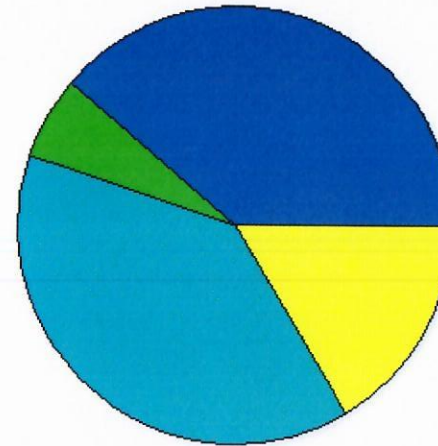
Total Gross Value	13,912,847
Homestead Loss	113,000
Other Exemption Loss	16,888

TIF Increment Value

Retained TIF Value	
Net Assessed Value	13,782,959
Net Assessed Under Protest	1,137,621

* Public Service Protests Values are not included on this report.

Real	Count	Value
Agricultural	13	32,948
Commercial	0	0
Residential	1	5,477
Total Real Value	14	38,425
Homestead	1	1,000
Veteran	0	0
Other	0	0
Total Exempt	1	1,000



TIF Increment Value

Net Assessed		37,425
Net Assessed Under Protest	0	0
Senior Freeze	0	0
Capped Parcels	3	2,299

Personal	Count	Value
Agricultural	0	0
Commercial	5	32,127
Mobile Home	0	0
Total Personal	5	32,127
Total Exempt	0	0

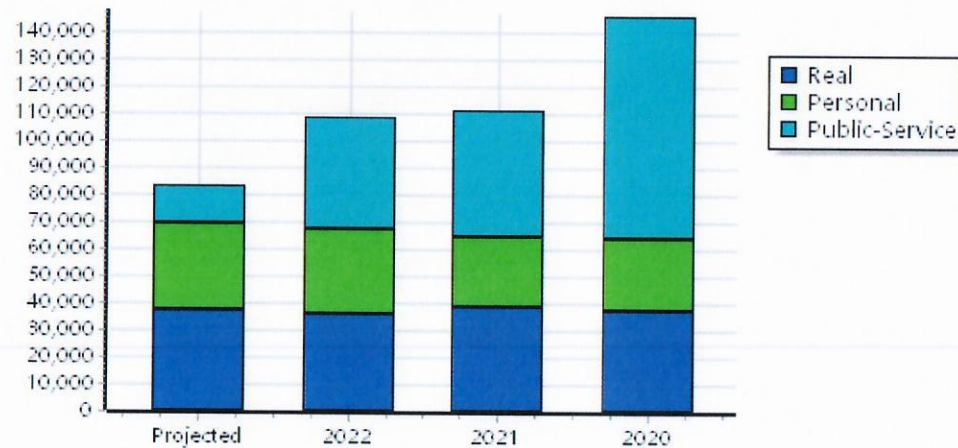
TIF Increment Value

Net Assessed		32,127
Net Assessed Under Protest	1	-552,252

Public Service	Count	Value
Total PS Value	2	14,249

TIF Increment Value

Net Assessed		14,249
---------------------	--	---------------

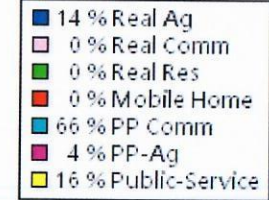
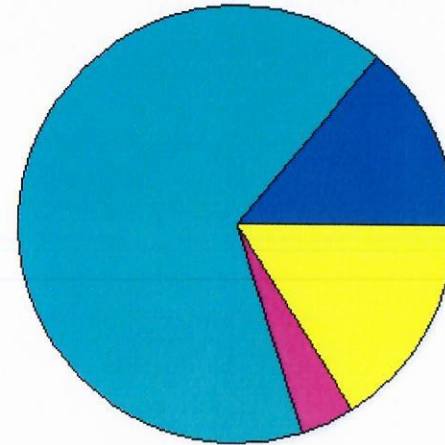


District Totals

Total Gross Value	84,801
Homestead Loss	1,000
Other Exemption Loss	0
TIF Increment Value	
Retained TIF Value	
Net Assessed Value	83,801
Net Assessed Under Protest	-552,252

* Public Service Protests Values are not included on this report.

Real	Count	Value
Agricultural	366	1,683,690
Commercial	1	2,200
Residential	17	76,391
Total Real Value	384	1,762,281
Homestead	22	21,333
Veteran	0	0
Other	0	0
Total Exempt	22	21,333



TIF Increment Value

Net Assessed	1,740,948
Net Assessed Under Protest	0
Senior Freeze	2, 7,430
Capped Parcels	28, 39,858

Personal	Count	Value
Agricultural	32	526,542
Commercial	27	8,207,478
Mobile Home	3	4,999
Total Personal	62	8,739,019
Total Exempt	0	0

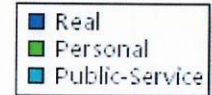
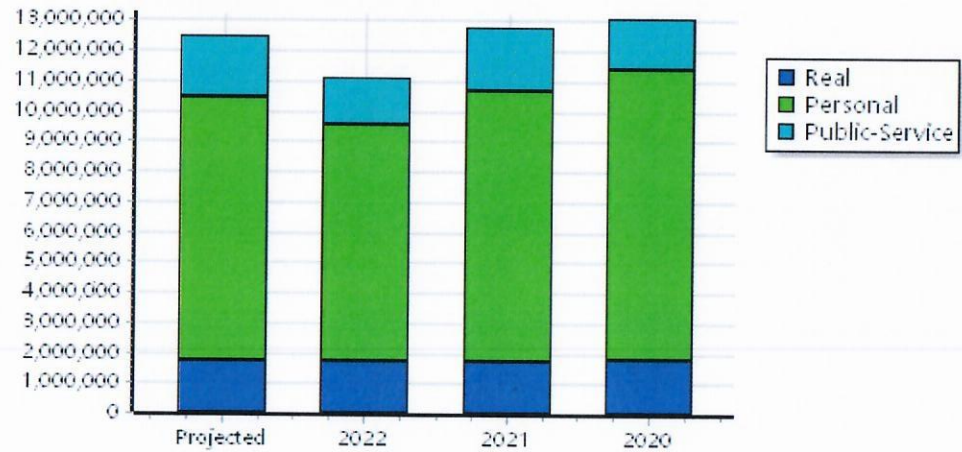
TIF Increment Value

Net Assessed	8,739,019
Net Assessed Under Protest	2, -53,260

Public Service	Count	Value
Total PS Value	14	1,984,136

TIF Increment Value

Net Assessed	1,984,136
---------------------	------------------



District Totals

Total Gross Value	12,485,436
Homestead Loss	21,333
Other Exemption Loss	0

TIF Increment Value

Retained TIF Value	
Net Assessed Value	12,464,103
Net Assessed Under Protest	-53,260

* Public Service Protests Values are not included on this report.

Real	Count	Value
Agricultural	360	1,215,093
Commercial	2	179,425
Residential	33	265,241
Total Real Value	395	1,659,759
Homestead	37	39,000
Veteran	0	0
Other	0	0
Total Exempt	39	39,000

TIF Increment Value

Net Assessed		1,620,759
Net Assessed Under Protest	0	0
Senior Freeze	4	13,659
Capped Parcels	154	311,991

Personal	Count	Value
Agricultural	27	83,398
Commercial	22	11,006,772
Mobile Home	8	45,738
Total Personal	57	11,135,908
Total Exempt	0	0

TIF Increment Value

Net Assessed		11,135,908
Net Assessed Under Protest	4	5,555,063

Public Service	Count	Value
Total PS Value	14	7,605,413

TIF Increment Value

Net Assessed		7,605,413
---------------------	--	------------------

District Totals

Total Gross Value	20,401,080
Homestead Loss	39,000
Other Exemption Loss	0

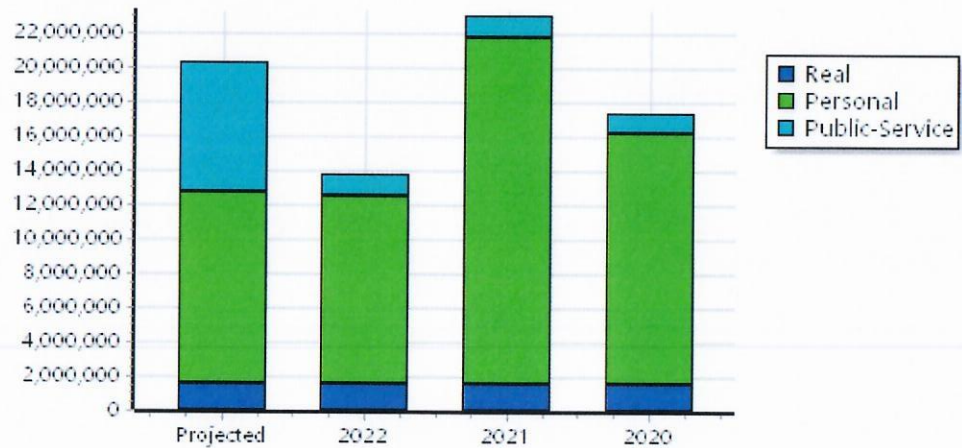
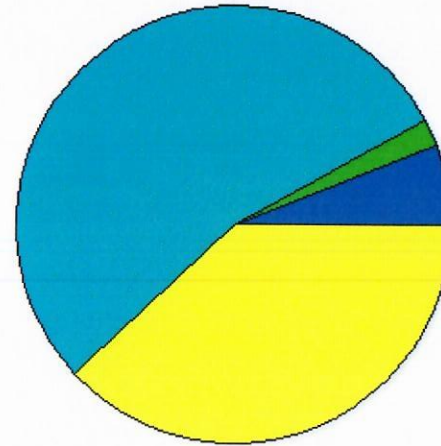
TIF Increment Value

Retained TIF Value

Net Assessed Value	20,362,080
---------------------------	-------------------

Net Assessed Under Protest	5,555,063
-----------------------------------	------------------

* Public Service Protests Values are not included on this report.



Real	Count	Value
Agricultural	39	185,348
Commercial	0	0
Residential	6	61,545
Total Real Value	45	246,893
Homestead	7	7,000
Veteran	0	0
Other	0	0
Total Exempt	7	7,000

TIF Increment Value

Net Assessed		239,893
Net Assessed Under Protest	0	0
Senior Freeze	0	0
Capped Parcels	3	14,419

Personal	Count	Value
Agricultural	5	36,072
Commercial	7	89,043
Mobile Home	0	0
Total Personal	12	125,115
Total Exempt	0	0

TIF Increment Value

Net Assessed		125,115
Net Assessed Under Protest	1	-543,101

Public Service	Count	Value
Total PS Value	4	14,471

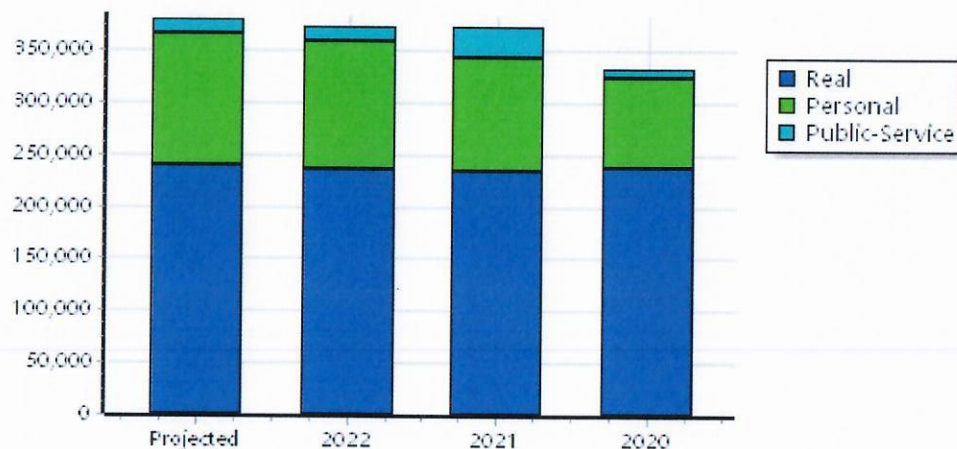
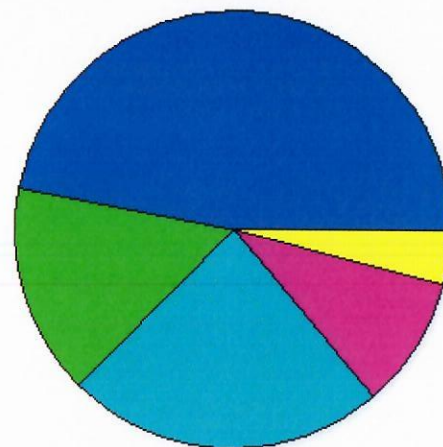
TIF Increment Value

Net Assessed		14,471
---------------------	--	---------------

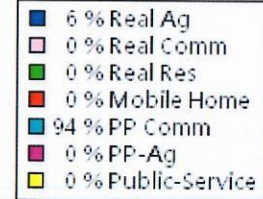
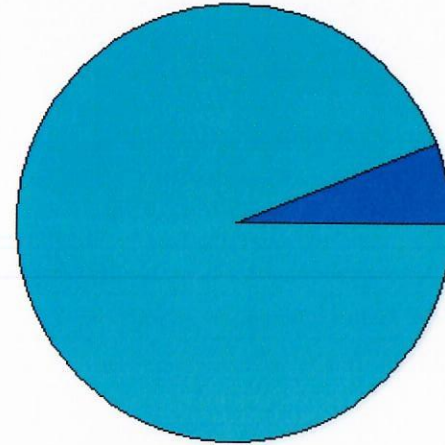
District Totals

Total Gross Value	386,479
Homestead Loss	7,000
Other Exemption Loss	0
TIF Increment Value	
Retained TIF Value	
Net Assessed Value	379,479
Net Assessed Under Protest	-543,101

* Public Service Protests Values are not included on this report.



Real	Count	Value
Agricultural	2	2,336
Commercial	0	0
Residential	0	0
Total Real Value	2	2,336
Homestead	0	0
Veteran	0	0
Other	0	0
Total Exempt	0	0



TIF Increment Value

Net Assessed		2,336
Net Assessed Under Protest	0	0
Senior Freeze	0	0
Capped Parcels	0	0

Personal	Count	Value
Agricultural	0	0
Commercial	3	38,593
Mobile Home	0	0
Total Personal	3	38,593
Total Exempt	0	0

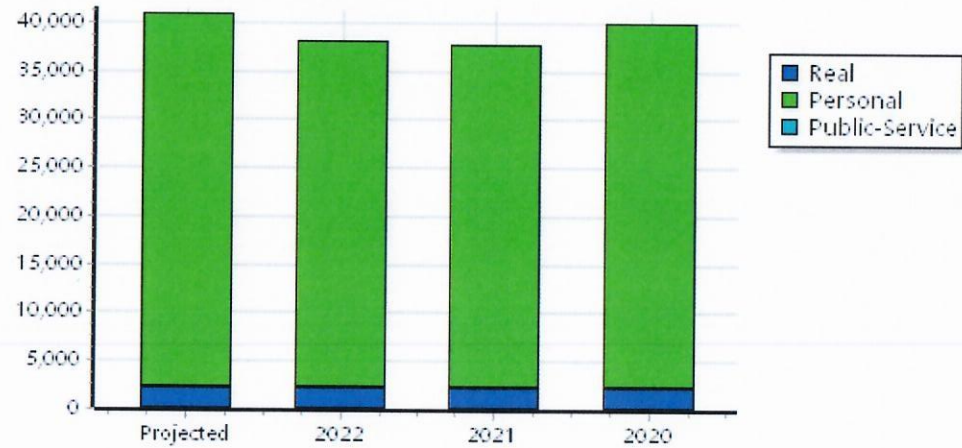
TIF Increment Value

Net Assessed		38,593
Net Assessed Under Protest	2	-517,618

Public Service	Count	Value
Total PS Value	0	0

TIF Increment Value

Net Assessed		0
---------------------	--	----------

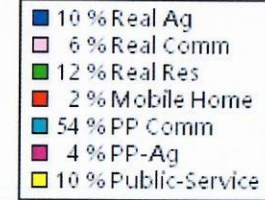


District Totals

Total Gross Value	40,929
Homestead Loss	0
Other Exemption Loss	0
TIF Increment Value	
Retained TIF Value	
Net Assessed Value	40,929
Net Assessed Under Protest	-517,618

* Public Service Protests Values are not included on this report.

Real	Count	Value
Agricultural	945	3,125,837
Commercial	161	2,100,949
Residential	1,196	3,859,584
Total Real Value	2,302	9,086,370
Homestead	338	339,962
Veteran	8	52,999
Other	1	2,968
Total Exempt	352	395,929



TIF Increment Value

Net Assessed		8,690,441
Net Assessed Under Protest	0	0
Senior Freeze	24	95,443
Capped Parcels	1,386	11,155,970

Personal	Count	Value
Agricultural	161	1,158,063
Commercial	184	16,750,800
Mobile Home	154	498,205
Total Personal	499	18,407,068
Total Exempt	1	230,644

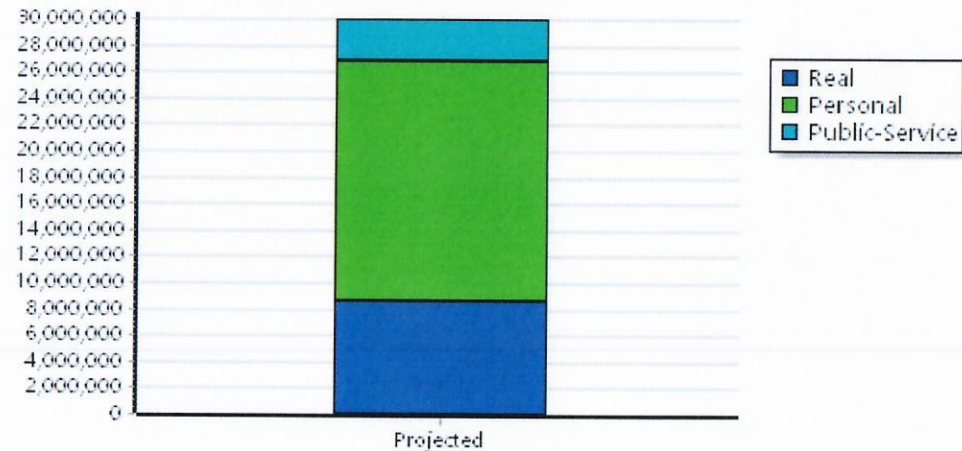
TIF Increment Value

Net Assessed		18,176,424
Net Assessed Under Protest	1	-64,990

Public Service	Count	Value
Total PS Value	29	3,137,928

TIF Increment Value

Net Assessed		3,137,928
---------------------	--	------------------



District Totals

Total Gross Value	30,631,366
Homestead Loss	339,962
Other Exemption Loss	286,611

TIF Increment Value

Retained TIF Value

Net Assessed Value	30,004,793
---------------------------	-------------------

Net Assessed Under Protest	-64,990
-----------------------------------	----------------

* Public Service Protests Values are not included on this report.

Real	Count	Value
Agricultural	285	1,795,812
Commercial	1	56,736
Residential	203	2,461,599
Total Real Value	489	4,314,147
Homestead	110	113,000
Veteran	1	16,888
Other	0	0
Total Exempt	114	129,888

TIF Increment Value

Net Assessed		4,184,259
Net Assessed Under Protest	0	0
Senior Freeze	11	54,310
Capped Parcels	238	779,518

Personal	Count	Value
Agricultural	59	911,542
Commercial	26	8,056,213
Mobile Home	13	74,745
Total Personal	98	9,042,500
Total Exempt	0	0

TIF Increment Value

Net Assessed		9,042,500
Net Assessed Under Protest	2	1,137,621

Public Service	Count	Value
Total PS Value	10	556,200

TIF Increment Value

Net Assessed		556,200
---------------------	--	----------------

District Totals

Total Gross Value	13,912,847
Homestead Loss	113,000
Other Exemption Loss	16,888

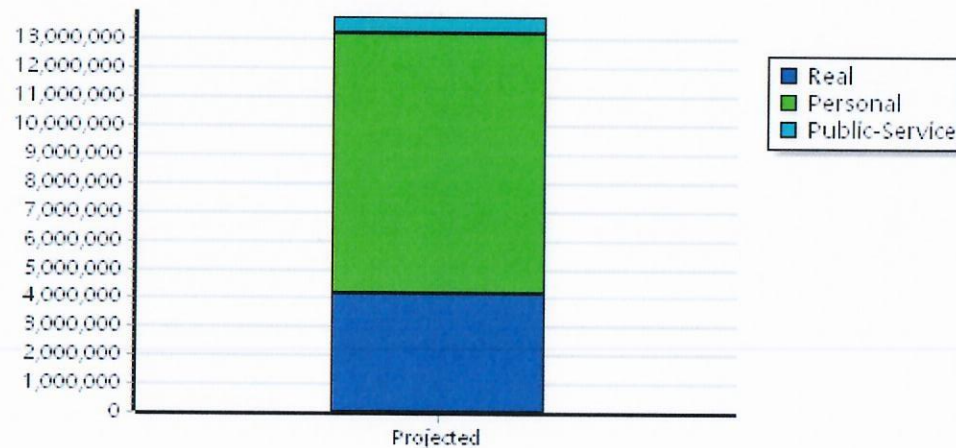
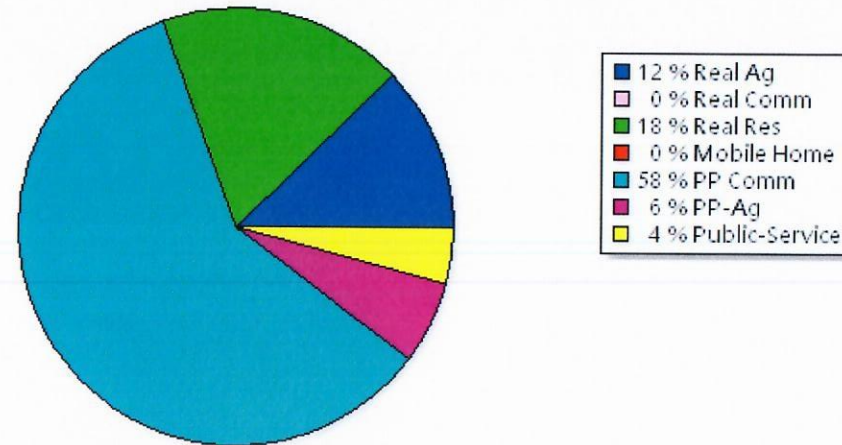
TIF Increment Value

Retained TIF Value

Net Assessed Value	13,782,959
---------------------------	-------------------

Net Assessed Under Protest	1,137,621
-----------------------------------	------------------

* Public Service Protests Values are not included on this report.



Real	Count	Value
Agricultural	13	32,948
Commercial	0	0
Residential	1	5,477
Total Real Value	14	38,425
Homestead	1	1,000
Veteran	0	0
Other	0	0
Total Exempt	1	1,000

TIF Increment Value

Net Assessed		37,425
Net Assessed Under Protest	0	0
Senior Freeze	0	0
Capped Parcels	3	2,299

Personal	Count	Value
Agricultural	0	0
Commercial	5	32,127
Mobile Home	0	0
Total Personal	5	32,127
Total Exempt	0	0

TIF Increment Value

Net Assessed		32,127
Net Assessed Under Protest	1	-552,252

Public Service	Count	Value
Total PS Value	2	14,249

TIF Increment Value

Net Assessed		14,249
---------------------	--	---------------

District Totals

Total Gross Value	84,801
Homestead Loss	1,000
Other Exemption Loss	0

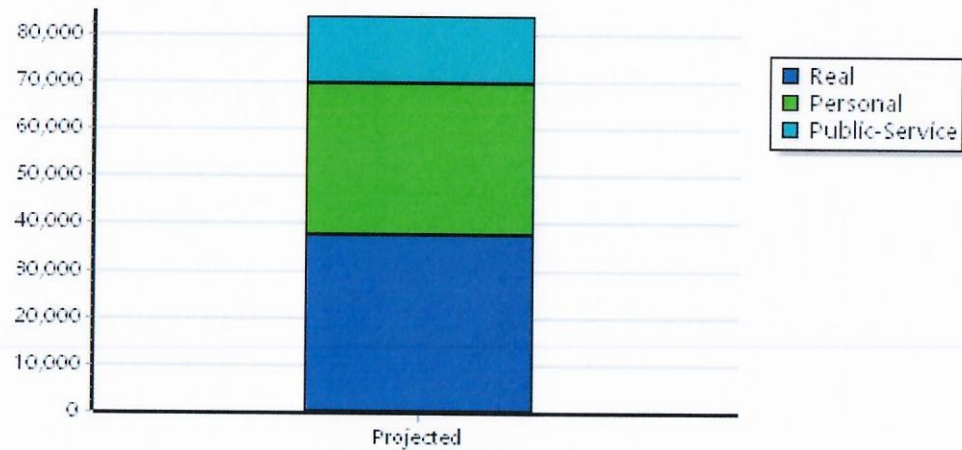
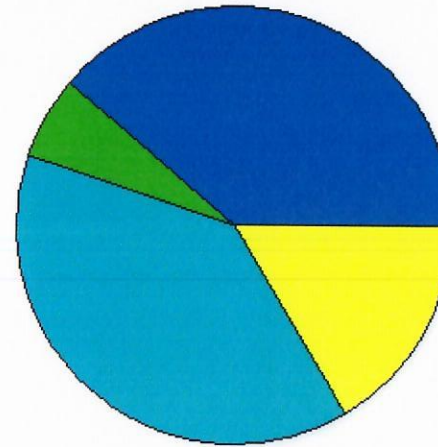
TIF Increment Value

Retained TIF Value

Net Assessed Value	83,801
---------------------------	---------------

Net Assessed Under Protest	-552,252
-----------------------------------	-----------------

* Public Service Protests Values are not included on this report.



Real	Count	Value
Agricultural	366	1,683,690
Commercial	1	2,200
Residential	17	76,391
Total Real Value	384	1,762,281
Homestead	22	21,333
Veteran	0	0
Other	0	0
Total Exempt	22	21,333

TIF Increment Value

Net Assessed		1,740,948
Net Assessed Under Protest	0	0
Senior Freeze	2	7,430
Capped Parcels	28	39,858

Personal	Count	Value
Agricultural	32	526,542
Commercial	27	8,207,478
Mobile Home	3	4,999
Total Personal	62	8,739,019
Total Exempt	0	0

TIF Increment Value

Net Assessed		8,739,019
Net Assessed Under Protest	2	-53,260

Public Service	Count	Value
Total PS Value	14	1,984,136

TIF Increment Value

Net Assessed		1,984,136
---------------------	--	------------------

District Totals

Total Gross Value	12,485,436
Homestead Loss	21,333
Other Exemption Loss	0

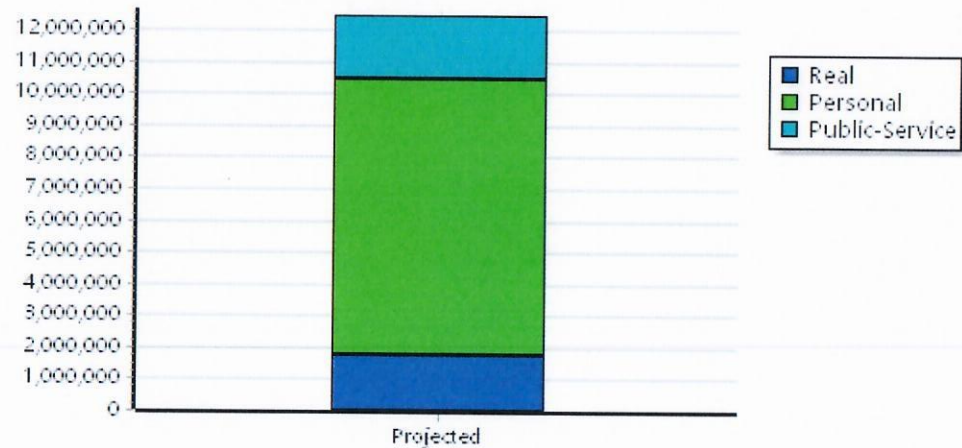
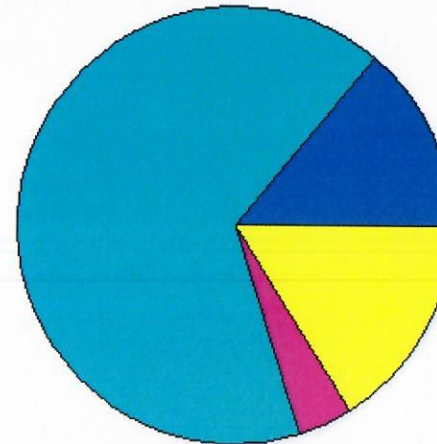
TIF Increment Value

Retained TIF Value

Net Assessed Value	12,464,103
---------------------------	-------------------

Net Assessed Under Protest	-53,260
-----------------------------------	----------------

* Public Service Protests Values are not included on this report.



Real	Count	Value
Agricultural	1,239	5,377,899
Commercial	306	8,602,642
Residential	1,957	10,917,765
Total Real Value	3,502	24,898,306
Homestead	676	691,722
Veteran	24	287,806
Other	0	0
Total Exempt	722	979,528

TIF Increment Value

Net Assessed		23,918,778
Net Assessed Under Protest	0	0
Senior Freeze	70	676,389
Capped Parcels	2,334	11,379,903

Personal	Count	Value
Agricultural	205	1,347,702
Commercial	317	55,666,647
Mobile Home	63	309,762
Total Personal	585	57,324,111
Total Exempt	1	18,360

TIF Increment Value

Net Assessed		57,305,751
Net Assessed Under Protest	5	816,333

Public Service	Count	Value
Total PS Value	40	18,539,697

TIF Increment Value

Net Assessed		18,539,697
---------------------	--	-------------------

District Totals

Total Gross Value	100,762,114
Homestead Loss	691,722
Other Exemption Loss	306,166

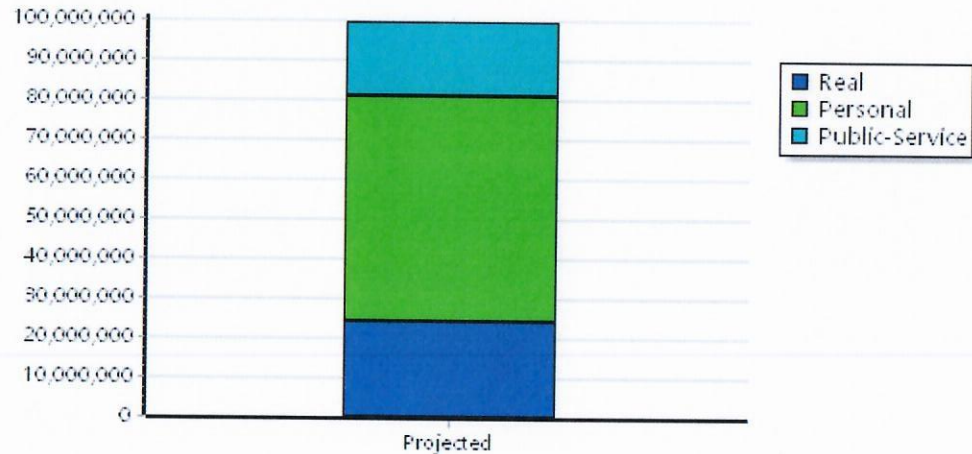
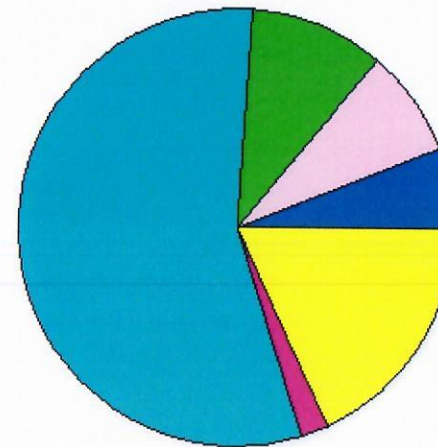
TIF Increment Value

Retained TIF Value

Net Assessed Value	99,764,226
---------------------------	-------------------

Net Assessed Under Protest	816,333
-----------------------------------	----------------

* Public Service Protests Values are not included on this report.



Real	Count	Value
Agricultural	39	185,348
Commercial	0	0
Residential	6	61,545
Total Real Value	45	246,893
Homestead	7	7,000
Veteran	0	0
Other	0	0
Total Exempt	7	7,000

TIF Increment Value

Net Assessed		239,893
Net Assessed Under Protest	0	0
Senior Freeze	0	0
Capped Parcels	3	14,419

Personal	Count	Value
Agricultural	5	36,072
Commercial	7	89,043
Mobile Home	0	0
Total Personal	12	125,115
Total Exempt	0	0

TIF Increment Value

Net Assessed		125,115
Net Assessed Under Protest	1	-543,101

Public Service	Count	Value
Total PS Value	4	14,471

TIF Increment Value

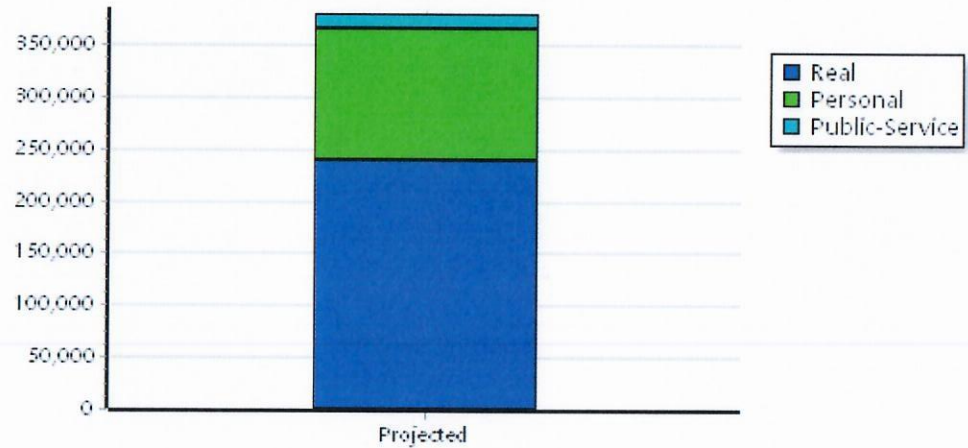
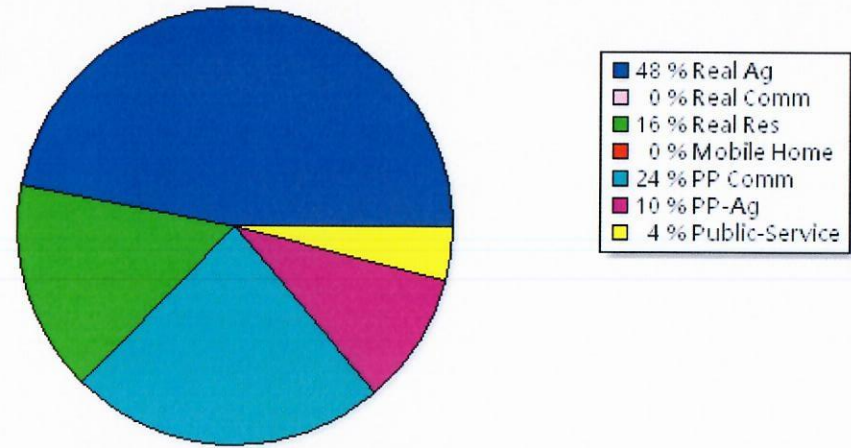
Net Assessed		14,471
---------------------	--	---------------

District Totals	
Total Gross Value	386,479
Homestead Loss	7,000
Other Exemption Loss	0

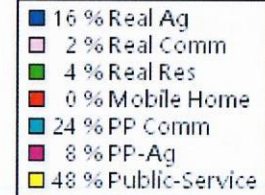
TIF Increment Value

Retained TIF Value	
Net Assessed Value	379,479
Net Assessed Under Protest	-543,101

* Public Service Protests Values are not included on this report.



Real	Count	Value
Agricultural	215	967,596
Commercial	8	81,362
Residential	85	220,014
Total Real Value	308	1,268,972
Homestead	29	28,867
Veteran	0	0
Other	0	0
Total Exempt	29	28,867



TIF Increment Value

Net Assessed		1,240,105
Net Assessed Under Protest	0	0
Senior Freeze	1	939
Capped Parcels	76	177,535

Personal	Count	Value
Agricultural	24	423,238
Commercial	13	1,443,714
Mobile Home	4	15,951
Total Personal	41	1,882,903
Total Exempt	0	0

TIF Increment Value

Net Assessed		1,882,903
Net Assessed Under Protest	1	380,986

Public Service	Count	Value
Total PS Value	20	2,846,860

TIF Increment Value

Net Assessed		2,846,860
---------------------	--	------------------

District Totals

Total Gross Value	5,998,735
Homestead Loss	28,867
Other Exemption Loss	0

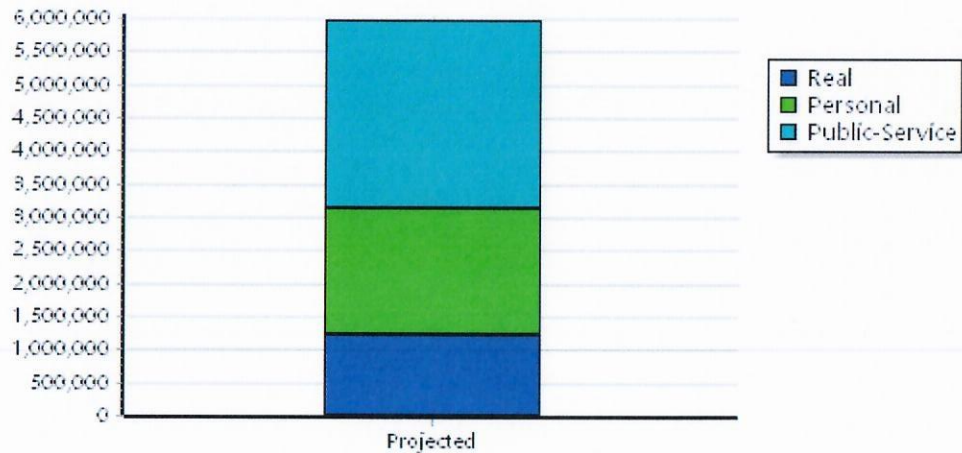
TIF Increment Value

Retained TIF Value

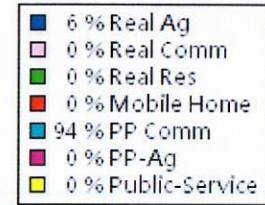
Net Assessed Value	5,969,868
---------------------------	------------------

Net Assessed Under Protest	380,986
-----------------------------------	----------------

* Public Service Protests Values are not included on this report.



Real	Count	Value
Agricultural	2	2,336
Commercial	0	0
Residential	0	0
Total Real Value	2	2,336
Homestead	0	0
Veteran	0	0
Other	0	0
Total Exempt	0	0



TIF Increment Value

Net Assessed		2,336
Net Assessed Under Protest	0	0
Senior Freeze	0	0
Capped Parcels	0	0

Personal	Count	Value
Agricultural	0	0
Commercial	3	38,593
Mobile Home	0	0
Total Personal	3	38,593
Total Exempt	0	0

TIF Increment Value

Net Assessed		38,593
Net Assessed Under Protest	2	-517,618

Public Service	Count	Value
Total PS Value	0	0

TIF Increment Value

Net Assessed		0
---------------------	--	----------

District Totals

Total Gross Value	40,929
Homestead Loss	0
Other Exemption Loss	0

TIF Increment Value

Retained TIF Value

Net Assessed Value	40,929
---------------------------	---------------

Net Assessed Under Protest	-517,618
-----------------------------------	-----------------

* Public Service Protests Values are not included on this report.

